



**Water Monitoring Result at WSD9 - Tai Wan
Mid-Flood Tide**

| Date | Time | Weather Condition | Sampling Depth | | Water Temperature | | | pH | | | Salinity | | | DO Saturation | | | DO | | Turbidity | | | Suspended Solids | | |
|-----------|-------|-------------------|----------------|-------|-------------------|-------|---------|-------|---------|-------|----------|-------|---------|---------------|---------|-------|---------|-------|-----------|-------|---------|------------------|---|------|
| | | | | | °C | | - | | ppt | | % | | mg/L | | NTU | | mg/L | | | | | | | |
| | | | m | Value | Average | Value | Average | Value | Average | Value | Average | Value | Average | Value | Average | Value | Average | Value | Average | Value | Average | | | |
| 28/4/2011 | 14:02 | Cloudy | Middle | 2.5 | 24.00 | 24.00 | 24.10 | 7.88 | 7.88 | 7.87 | 32.75 | 32.75 | 32.73 | 80.6 | 78.5 | 80.0 | 5.61 | 5.47 | 5.56 | 3.58 | 3.30 | 3.30 | 5 | 6.00 |
| | 14:07 | | Middle | 2.5 | 24.20 | 24.20 | | 7.85 | 7.85 | | 32.70 | 32.70 | | 81.0 | 79.7 | | 5.63 | 5.54 | | 3.25 | 3.08 | | 7 | |
| 30/4/2011 | 18:56 | Cloudy | Middle | 3.0 | 23.90 | 23.90 | 23.90 | 7.82 | 7.82 | 7.82 | 32.83 | 32.83 | 32.83 | 84.0 | 84.8 | 83.7 | 5.86 | 5.92 | 5.84 | 3.38 | 3.15 | 3.31 | 4 | 5.00 |
| | 18:57 | | Middle | 3.0 | 23.90 | 23.90 | | 7.82 | 7.82 | | 32.83 | 32.83 | | 82.4 | 83.7 | | 5.74 | 5.83 | | 3.41 | 3.29 | | 6 | |
| 3/5/2011 | 17:11 | Cloudy | Middle | 2.0 | 25.40 | 25.40 | 25.43 | 7.79 | 7.79 | 7.79 | 32.47 | 32.47 | 32.47 | 69.7 | 66.5 | 67.9 | 4.66 | 4.51 | 4.57 | 2.58 | 3.02 | 2.77 | 4 | 5.00 |
| | 17:12 | | Middle | 2.0 | 25.40 | 25.50 | | 7.79 | 7.79 | | 32.47 | 32.47 | | 65.4 | 69.9 | | 4.44 | 4.68 | | 2.74 | 2.75 | | 6 | |
| 5/5/2011 | 21:38 | Cloudy | Middle | 2.5 | 23.80 | 23.80 | 23.80 | 7.91 | 7.91 | 7.91 | 32.98 | 32.98 | 32.98 | 73.0 | 77.0 | 74.9 | 5.60 | 5.40 | 5.37 | 5.25 | 4.92 | 5.16 | 6 | 7.00 |
| | 21:39 | | Middle | 2.5 | 23.80 | 23.80 | | 7.91 | 7.91 | | 32.98 | 32.98 | | 77.0 | 72.7 | | 5.40 | 5.08 | | 5.12 | 5.36 | | 8 | |
| 7/5/2011 | 22:27 | Cloudy | Middle | 2.5 | 25.50 | 25.50 | 25.50 | 7.84 | 7.84 | 7.84 | 32.47 | 32.47 | 32.47 | 76.8 | 74.6 | 74.4 | 5.23 | 5.08 | 5.07 | 4.87 | 4.56 | 4.49 | 6 | 6.00 |
| | 22:28 | | Middle | 2.5 | 25.50 | 25.50 | | 7.84 | 7.84 | | 32.47 | 32.47 | | 72.2 | 74.1 | | 4.92 | 5.05 | | 4.30 | 4.23 | | 6 | |
| 10/5/2011 | 1:42 | Cloudy | Middle | 2.5 | 25.80 | 25.80 | 25.80 | 7.81 | 7.81 | 7.81 | 31.68 | 31.68 | 31.68 | 84.1 | 86.9 | 86.9 | 5.45 | 5.63 | 5.63 | 2.60 | 2.72 | 2.50 | 6 | 6.00 |
| | 1:43 | | Middle | 2.5 | 25.80 | 25.80 | | 7.81 | 7.80 | | 31.68 | 31.68 | | 87.6 | 89.0 | | 5.67 | 5.76 | | 2.45 | 2.23 | | 6 | |
| 12/5/2011 | 13:05 | Fine | Middle | 2.5 | 26.38 | 26.38 | 26.39 | 7.15 | 7.15 | 7.15 | 30.91 | 30.91 | 30.97 | 103.5 | 102.9 | 102.8 | 7.00 | 6.96 | 6.95 | 3.77 | 3.56 | 3.47 | 5 | 6.00 |
| | 13:07 | | Middle | 2.5 | 26.40 | 26.40 | | 7.14 | 7.14 | | 31.03 | 31.03 | | 102.8 | 101.9 | | 6.95 | 6.88 | | 3.34 | 3.22 | | 7 | |
| 14/5/2011 | 14:20 | Cloudy | Middle | 2.0 | 25.02 | 25.02 | 25.09 | 7.52 | 7.52 | 7.53 | 31.03 | 31.03 | 31.03 | 91.8 | 90.1 | 90.7 | 6.35 | 6.23 | 6.27 | 2.34 | 2.20 | 2.20 | 3 | 4.00 |
| | 14:21 | | Middle | 2.0 | 25.16 | 25.16 | | 7.53 | 7.53 | | 31.02 | 31.02 | | 90.0 | 91.0 | | 6.22 | 6.29 | | 2.18 | 2.09 | | 5 | |
| 16/5/2011 | 16:43 | Rainy | Middle | 2.0 | 24.90 | 24.90 | 24.95 | 7.95 | 7.95 | 7.95 | 32.06 | 32.06 | 32.07 | 78.6 | 76.2 | 78.0 | 5.41 | 5.26 | 5.37 | 4.72 | 4.82 | 4.68 | 6 | 5.00 |
| | 16:48 | | Middle | 2.0 | 25.00 | 25.00 | | 7.94 | 7.94 | | 32.07 | 32.07 | | 79.2 | 77.9 | | 5.46 | 5.36 | | 4.53 | 4.64 | | 4 | |
| 18/5/2011 | 18:18 | Cloudy | Middle | 2.0 | 24.59 | 24.59 | 24.80 | 7.40 | 7.40 | 7.40 | 31.03 | 31.03 | 31.04 | 62.4 | 64.4 | 65.7 | 4.30 | 4.52 | 4.57 | 3.19 | 2.88 | 2.96 | 3 | 3.00 |
| | 18:19 | | Middle | 2.0 | 25.00 | 25.00 | | 7.40 | 7.40 | | 31.04 | 31.04 | | 67.7 | 68.3 | | 4.71 | 4.76 | | 2.88 | 2.88 | | 3 | |
| 20/5/2011 | 19:04 | Cloudy | Middle | 2.0 | 25.96 | 25.96 | 25.97 | 7.35 | 7.35 | 7.35 | 30.70 | 30.70 | 30.70 | 63.4 | 63.5 | 63.3 | 4.33 | 4.34 | 4.32 | 5.26 | 5.15 | 4.93 | 8 | 8.50 |
| | 19:05 | | Middle | 2.0 | 25.97 | 25.97 | | 7.35 | 7.35 | | 30.70 | 30.70 | | 64.7 | 61.4 | | 4.42 | 4.19 | | 4.69 | 4.60 | | 9 | |
| 24/5/2011 | 21:03 | Cloudy | Middle | 2.0 | 25.25 | 25.26 | 25.24 | 7.34 | 7.34 | 7.34 | 30.36 | 30.36 | 30.36 | 58.1 | 58.0 | 58.0 | 4.03 | 4.03 | 4.02 | 2.14 | 2.04 | 2.21 | 5 | 5.50 |
| | 21:04 | | Middle | 2.0 | 25.23 | 25.23 | | 7.34 | 7.34 | | 30.36 | 30.36 | | 58.0 | 57.7 | | 4.03 | 3.98 | | 2.32 | 2.34 | | 6 | |
| 26/5/2011 | 4:07 | Cloudy | Middle | 2.0 | 24.49 | 24.49 | 24.54 | 7.58 | 7.58 | 7.58 | 32.14 | 32.14 | 32.15 | 54.5 | 55.5 | 54.7 | 3.77 | 3.82 | 3.77 | 2.02 | 2.43 | 2.12 | 4 | 3.50 |
| | 4:08 | | Middle | 2.0 | 24.59 | 24.59 | | 7.58 | 7.58 | | 32.15 | 32.15 | | 53.4 | 55.5 | | 3.67 | 3.82 | | 2.04 | 1.97 | | 3 | |



**Water Monitoring Result at WSD10 - Cha Kwo Ling
Mid-Flood Tide**

| Date | Time | Weather Condition | Sampling Depth | | Water Temperature | | | pH | | | Salinity | | | DO Saturation | | DO | | Turbidity | | Suspended Solids | | | | |
|-----------|-------|-------------------|----------------|-------|-------------------|-------|---------|-------|---------|-------|----------|-------|---------|---------------|---------|-------|---------|-----------|---------|------------------|---------|------|----|-------|
| | | | | | °C | | | - | | | ppt | | | % | | mg/L | | NTU | | mg/L | | | | |
| | | | m | Value | Average | Value | Average | Value | Average | Value | Average | Value | Average | Value | Average | Value | Average | Value | Average | Value | Average | | | |
| 28/4/2011 | 14:30 | Cloudy | Middle | 2.5 | 23.70 | 23.70 | 23.80 | 7.97 | 7.97 | 7.95 | 32.73 | 32.73 | 32.74 | 85.4 | 84.6 | 84.4 | 5.98 | 5.92 | 5.90 | 3.95 | 4.10 | 3.94 | 7 | 8.00 |
| | 14:34 | | Middle | 2.5 | 23.90 | 23.90 | | 7.93 | 7.93 | | 32.74 | 32.74 | | 84.6 | 82.9 | | 5.91 | 5.79 | | 3.84 | 3.85 | | 9 | |
| 30/4/2011 | 20:00 | Cloudy | Middle | 3.0 | 23.40 | 23.40 | 23.40 | 7.89 | 7.89 | 7.89 | 33.14 | 33.14 | 33.14 | 77.4 | 77.4 | 76.3 | 5.43 | 5.43 | 5.41 | 3.14 | 3.30 | 3.20 | 7 | 6.50 |
| | 20:01 | | Middle | 3.0 | 23.40 | 23.40 | | 7.89 | 7.89 | | 33.14 | 33.14 | | 75.0 | 75.5 | | 5.48 | 5.29 | | 3.28 | 3.06 | | 6 | |
| 3/5/2011 | 16:15 | Cloudy | Middle | 2.0 | 25.90 | 25.90 | 25.90 | 7.74 | 7.74 | 7.74 | 32.17 | 32.17 | 32.17 | 76.9 | 79.7 | 79.8 | 5.22 | 5.30 | 5.36 | 4.12 | 3.89 | 4.11 | 11 | 11.00 |
| | 16:16 | | Middle | 2.0 | 25.90 | 25.90 | | 7.74 | 7.74 | | 32.17 | 32.17 | | 79.5 | 83.0 | | 5.34 | 5.58 | | 4.46 | 3.95 | | 11 | |
| 5/5/2011 | 22:49 | Cloudy | Middle | 2.5 | 23.50 | 23.50 | 23.50 | 7.93 | 7.93 | 7.93 | 33.11 | 33.11 | 33.11 | 76.4 | 71.0 | 74.1 | 5.38 | 4.99 | 5.20 | 3.73 | 3.61 | 3.53 | 6 | 6.00 |
| | 22:50 | | Middle | 2.5 | 23.50 | 23.50 | | 7.93 | 7.93 | | 33.11 | 33.11 | | 73.9 | 74.9 | | 5.19 | 5.25 | | 3.50 | 3.29 | | 6 | |
| 7/5/2011 | 23:52 | Cloudy | Middle | 2.5 | 24.80 | 24.80 | 24.80 | 7.91 | 7.91 | 7.91 | 32.88 | 32.88 | 32.88 | 74.7 | 79.4 | 76.8 | 5.11 | 5.43 | 5.25 | 3.82 | 3.65 | 3.79 | 3 | 4.00 |
| | 23:53 | | Middle | 2.5 | 24.80 | 24.80 | | 7.91 | 7.91 | | 32.88 | 32.88 | | 77.7 | 75.3 | | 5.32 | 5.13 | | 3.77 | 3.92 | | 5 | |
| 10/5/2011 | 3:23 | Cloudy | Middle | 2.5 | 26.10 | 26.10 | 26.10 | 7.86 | 7.86 | 7.86 | 32.98 | 32.98 | 32.98 | 80.6 | 81.8 | 81.2 | 5.00 | 5.09 | 5.05 | 2.82 | 3.04 | 2.99 | 5 | 6.00 |
| | 3:24 | | Middle | 2.5 | 26.10 | 26.10 | | 7.86 | 7.86 | | 32.98 | 32.98 | | 80.8 | 81.7 | | 5.03 | 5.09 | | 3.31 | 2.80 | | 7 | |
| 12/5/2011 | 12:25 | Fine | Middle | 2.5 | 27.00 | 27.00 | 27.01 | 7.15 | 7.15 | 7.15 | 30.20 | 30.20 | 30.15 | 109.2 | 107.3 | 107.6 | 7.47 | 7.24 | 7.28 | 3.26 | 3.34 | 3.17 | 7 | 6.00 |
| | 12:28 | | Middle | 2.5 | 27.01 | 27.01 | | 7.14 | 7.14 | | 30.09 | 30.09 | | 107.1 | 106.8 | | 7.22 | 7.19 | | 3.02 | 3.05 | | 5 | |
| 14/5/2011 | 12:52 | Cloudy | Middle | 2.0 | 25.24 | 25.24 | 25.26 | 7.27 | 7.27 | 7.27 | 30.84 | 30.84 | 30.84 | 95.3 | 92.8 | 94.0 | 6.54 | 6.40 | 6.48 | 1.71 | 1.43 | 1.58 | 5 | 5.50 |
| | 12:53 | | Middle | 2.0 | 25.27 | 25.27 | | 7.27 | 7.28 | | 30.84 | 30.84 | | 94.6 | 93.3 | | 6.53 | 6.44 | | 1.55 | 1.62 | | 6 | |
| 16/5/2011 | 17:16 | Rainy | Middle | 2.0 | 24.70 | 24.70 | 24.75 | 8.00 | 8.00 | 7.99 | 32.17 | 32.17 | 32.17 | 78.3 | 77.9 | 78.0 | 5.41 | 5.38 | 5.39 | 6.16 | 6.06 | 6.14 | 9 | 9.00 |
| | 17:21 | | Middle | 2.0 | 24.80 | 24.80 | | 7.97 | 7.97 | | 32.17 | 32.17 | | 79.0 | 76.9 | | 5.45 | 5.31 | | 6.11 | 6.24 | | 9 | |
| 18/5/2011 | 16:40 | Cloudy | Middle | 2.0 | 25.50 | 25.50 | 25.51 | 7.26 | 7.26 | 7.26 | 30.86 | 30.86 | 30.86 | 79.0 | 79.3 | 78.9 | 5.43 | 5.45 | 5.42 | 3.15 | 3.17 | 3.14 | 3 | 3.50 |
| | 16:41 | | Middle | 2.0 | 25.51 | 25.51 | | 7.26 | 7.26 | | 30.85 | 30.85 | | 78.8 | 78.5 | | 5.40 | 5.40 | | 3.13 | 3.11 | | 4 | |
| 20/5/2011 | 18:20 | Cloudy | Middle | 2.0 | 26.18 | 26.18 | 26.21 | 7.23 | 7.23 | 7.24 | 30.49 | 30.49 | 30.48 | 85.3 | 85.0 | 85.1 | 5.81 | 5.78 | 5.80 | 6.13 | 6.06 | 6.13 | 10 | 9.00 |
| | 18:21 | | Middle | 2.0 | 26.24 | 26.24 | | 7.25 | 7.25 | | 30.46 | 30.46 | | 84.6 | 85.6 | | 5.76 | 5.86 | | 6.28 | 6.06 | | 8 | |
| 24/5/2011 | 20:38 | Cloudy | Middle | 2.0 | 25.75 | 25.75 | 25.75 | 7.22 | 7.22 | 7.23 | 29.54 | 29.54 | 29.55 | 68.4 | 68.8 | 68.5 | 4.72 | 4.74 | 4.72 | 2.53 | 2.17 | 2.35 | 8 | 8.00 |
| | 20:39 | | Middle | 2.0 | 25.74 | 25.74 | | 7.23 | 7.23 | | 29.55 | 29.55 | | 68.0 | 68.8 | | 4.69 | 4.74 | | 2.48 | 2.20 | | 8 | |
| 26/5/2011 | 4:32 | Cloudy | Middle | 2.0 | 24.63 | 24.63 | 24.62 | 7.70 | 7.70 | 7.70 | 32.21 | 32.21 | 32.21 | 74.3 | 74.3 | 73.6 | 5.14 | 5.14 | 5.06 | 2.98 | 3.39 | 3.02 | 4 | 4.50 |
| | 4:33 | | Middle | 2.0 | 24.61 | 24.61 | | 7.70 | 7.70 | | 32.21 | 32.21 | | 71.9 | 73.7 | | 4.95 | 5.02 | | 2.81 | 2.90 | | 5 | |



**Water Monitoring Result at WSD15 - Sai Wan Ho
Mid-Flood Tide**

| Date | Time | Weather Condition | Sampling Depth | | Water Temperature | | | pH | | | Salinity | | | DO Saturation | | | DO | | | Turbidity | | | Suspended Solids | |
|-----------|-------|-------------------|----------------|-----|-------------------|---------|-------|-------|---------|------|----------|---------|-------|---------------|---------|-------|-------|---------|------|-----------|---------|------|------------------|---------|
| | | | | | °C | | | - | | | ppt | | | % | | | mg/L | | | NTU | | | mg/L | |
| | | | m | | Value | Average | | Value | Average | | Value | Average | | Value | Average | | Value | Average | | Value | Average | | Value | Average |
| 28/4/2011 | 15:58 | Cloudy | Middle | 2.5 | 24.10 | 24.10 | 24.25 | 7.35 | 7.35 | 7.35 | 32.07 | 32.07 | 32.08 | 90.5 | 90.3 | 90.4 | 6.97 | 6.96 | 6.97 | 2.32 | 2.40 | 2.46 | 7 | 6.00 |
| | 16:04 | | Middle | 2.5 | 24.40 | 24.40 | | 7.34 | 7.34 | | 32.08 | 32.08 | | 90.7 | 90.1 | | 6.98 | 6.95 | | 2.62 | 2.51 | | 5 | |
| 30/4/2011 | 17:11 | Cloudy | Middle | 2.5 | 23.90 | 23.90 | 23.90 | 7.84 | 7.84 | 7.84 | 33.03 | 33.03 | 33.03 | 73.0 | 72.7 | 71.9 | 5.13 | 5.07 | 5.02 | 3.53 | 3.65 | 3.66 | 6 | 5.50 |
| | 17:12 | | Middle | 2.5 | 23.90 | 23.90 | | 7.84 | 7.84 | | 33.03 | 33.03 | | 71.8 | 70.1 | | 5.00 | 4.88 | | 3.88 | 3.56 | | 5 | |
| 3/5/2011 | 21:08 | Cloudy | Middle | 2.5 | 24.10 | 24.10 | 24.10 | 7.89 | 7.89 | 7.89 | 32.83 | 32.83 | 32.83 | 72.4 | 74.3 | 72.8 | 5.05 | 5.16 | 5.06 | 2.55 | 2.48 | 2.48 | 8 | 7.00 |
| | 21:09 | | Middle | 2.5 | 24.10 | 24.10 | | 7.89 | 7.89 | | 32.83 | 32.83 | | 70.9 | 73.4 | | 4.92 | 5.10 | | 2.57 | 2.31 | | 6 | |
| 5/5/2011 | 20:50 | Cloudy | Middle | 3.0 | 23.40 | 23.40 | 23.40 | 7.95 | 7.95 | 7.95 | 33.21 | 33.22 | 33.22 | 76.1 | 76.1 | 75.1 | 5.35 | 5.35 | 5.31 | 6.35 | 6.25 | 6.50 | 11 | 11.50 |
| | 20:51 | | Middle | 3.0 | 23.40 | 23.40 | | 7.95 | 7.95 | | 33.22 | 33.22 | | 73.3 | 75.0 | | 5.15 | 5.37 | | 6.33 | 7.08 | | 12 | |
| 7/5/2011 | 21:30 | Cloudy | Middle | 3.0 | 24.80 | 24.80 | 24.80 | 7.92 | 7.92 | 7.92 | 32.90 | 32.90 | 32.90 | 80.0 | 80.1 | 79.1 | 5.46 | 5.45 | 5.39 | 5.16 | 5.16 | 5.23 | 8 | 8.00 |
| | 21:31 | | Middle | 3.0 | 24.80 | 24.80 | | 7.92 | 7.92 | | 32.90 | 32.90 | | 78.7 | 77.6 | | 5.37 | 5.29 | | 5.62 | 4.96 | | 8 | |
| 10/5/2011 | 23:58 | Cloudy | Middle | 3.0 | 25.30 | 25.30 | 25.35 | 7.85 | 7.85 | 7.85 | 31.63 | 31.63 | 31.63 | 70.7 | 73.2 | 72.0 | 4.93 | 5.00 | 4.94 | 3.53 | 3.13 | 3.11 | 5 | 6.00 |
| | 23:59 | | Middle | 3.0 | 25.40 | 25.40 | | 7.84 | 7.84 | | 31.63 | 31.63 | | 72.0 | 71.9 | | 4.90 | 4.91 | | 2.88 | 2.90 | | 7 | |
| 12/5/2011 | 11:56 | Fine | Middle | 2.5 | 26.76 | 26.76 | 26.92 | 6.49 | 6.49 | 6.45 | 30.72 | 30.72 | 30.72 | 112.7 | 112.6 | 112.0 | 7.55 | 7.56 | 7.53 | 3.80 | 3.02 | 3.36 | 6 | 5.50 |
| | 11:58 | | Middle | 2.5 | 27.08 | 27.08 | | 6.41 | 6.41 | | 30.72 | 30.72 | | 110.2 | 112.5 | | 7.44 | 7.55 | | 3.28 | 3.34 | | 5 | |
| 14/5/2011 | 18:35 | Cloudy | Middle | 2.5 | 24.75 | 24.75 | 24.75 | 7.61 | 7.61 | 7.61 | 31.54 | 31.54 | 31.54 | 80.5 | 76.7 | 78.9 | 5.58 | 5.32 | 5.47 | 1.59 | 1.50 | 1.52 | 4 | 4.50 |
| | 18:36 | | Middle | 2.5 | 24.75 | 24.76 | | 7.60 | 7.60 | | 31.54 | 31.54 | | 79.5 | 78.7 | | 5.51 | 5.45 | | 1.44 | 1.56 | | 5 | |
| 16/5/2011 | 17:52 | Rainy | Middle | 2.0 | 24.70 | 24.70 | 24.70 | 8.03 | 8.03 | 8.03 | 32.50 | 32.50 | 32.50 | 86.6 | 85.7 | 86.0 | 5.98 | 5.92 | 5.94 | 8.03 | 8.13 | 8.25 | 14 | 13.00 |
| | 17:57 | | Middle | 2.0 | 24.70 | 24.70 | | 8.02 | 8.02 | | 32.50 | 32.50 | | 86.0 | 85.6 | | 5.94 | 5.91 | | 8.44 | 8.38 | | 12 | |
| 18/5/2011 | 20:43 | Cloudy | Middle | 3.0 | 24.76 | 24.76 | 24.76 | 7.66 | 7.66 | 7.66 | 32.04 | 32.05 | 32.05 | 68.6 | 67.6 | 67.9 | 4.76 | 4.74 | 4.72 | 4.87 | 4.49 | 4.71 | 8 | 8.50 |
| | 20:44 | | Middle | 3.0 | 24.76 | 24.76 | | 7.66 | 7.66 | | 32.04 | 32.05 | | 68.3 | 67.2 | | 4.71 | 4.65 | | 5.00 | 4.47 | | 9 | |
| 20/5/2011 | 22:53 | Cloudy | Middle | 2.5 | 25.75 | 25.75 | 25.75 | 7.56 | 7.56 | 7.56 | 32.10 | 32.10 | 32.10 | 59.6 | 58.1 | 59.5 | 4.05 | 3.68 | 4.35 | 3.65 | 3.65 | 3.58 | 4 | 4.00 |
| | 22:54 | | Middle | 2.5 | 25.75 | 25.75 | | 7.56 | 7.56 | | 32.10 | 32.10 | | 60.1 | 60.0 | | 4.85 | 4.80 | | 3.65 | 3.36 | | 4 | |
| 24/5/2011 | 1:00 | Cloudy | Middle | 2.5 | 24.42 | 24.42 | 24.58 | 7.62 | 7.64 | 7.64 | 31.92 | 31.92 | 31.90 | 62.0 | 62.6 | 60.5 | 4.29 | 4.30 | 4.21 | 2.29 | 2.59 | 2.42 | 8 | 7.00 |
| | 1:01 | | Middle | 2.5 | 24.74 | 24.74 | | 7.65 | 7.65 | | 31.88 | 31.88 | | 57.2 | 60.3 | | 3.95 | 4.30 | | 2.41 | 2.37 | | 6 | |
| 26/5/2011 | 1:50 | Cloudy | Middle | 2.5 | 24.81 | 24.81 | 24.81 | 7.59 | 7.58 | 7.58 | 31.82 | 31.82 | 31.83 | 54.0 | 57.3 | 55.1 | 3.73 | 3.96 | 3.80 | 1.77 | 1.48 | 1.65 | 4 | 4.00 |
| | 1:51 | | Middle | 2.5 | 24.80 | 24.80 | | 7.58 | 7.58 | | 31.84 | 31.84 | | 54.6 | 54.5 | | 3.74 | 3.76 | | 1.71 | 1.62 | | 4 | |



**Water Monitoring Result at WSD17 - Quarry Bay
Mid-Flood Tide**

| Date | Time | Weather Condition | Sampling Depth | | Water Temperature | | | pH | | | Salinity | | | DO Saturation | | | DO | | | Turbidity | | | Suspended Solids | |
|-----------|-------|-------------------|----------------|-----|-------------------|---------|-------|-------|---------|------|----------|---------|-------|---------------|---------|-------|-------|---------|------|-----------|---------|--------------|------------------|--------------|
| | | | | | °C | | | - | | | ppt | | | % | | | mg/L | | | NTU | | | mg/L | |
| | | | m | | Value | Average | | Value | Average | | Value | Average | | Value | Average | | Value | Average | | Value | Average | | Value | Average |
| 28/4/2011 | 16:31 | Cloudy | Middle | 2.5 | 23.80 | 23.80 | 23.90 | 7.43 | 7.43 | 7.43 | 32.20 | 32.20 | 32.20 | 95.9 | 96.2 | 95.9 | 6.96 | 6.99 | 6.97 | 3.08 | 2.69 | 2.77 | 7 | 7.50 |
| | 16:35 | | Middle | 2.5 | 24.00 | 24.00 | | 7.42 | 7.42 | | 32.20 | 32.20 | | 96.1 | 95.5 | | 6.98 | 6.93 | | 2.70 | 2.62 | | 8 | |
| 30/4/2011 | 16:45 | Cloudy | Middle | 2.5 | 24.00 | 24.00 | 24.00 | 7.80 | 7.80 | 7.80 | 32.82 | 32.82 | 32.82 | 74.2 | 73.9 | 72.9 | 5.16 | 5.14 | 5.07 | 4.76 | 4.63 | 4.48 | 9 | 8.00 |
| | 16:46 | | Middle | 2.5 | 24.00 | 24.00 | | 7.80 | 7.80 | | 32.82 | 32.82 | | 72.3 | 71.0 | | 5.03 | 4.93 | | 4.45 | 4.06 | | 7 | |
| 3/5/2011 | 20:41 | Cloudy | Middle | 3.0 | 24.30 | 24.30 | 24.30 | 7.91 | 7.91 | 7.91 | 33.13 | 33.13 | 33.13 | 75.1 | 71.5 | 72.5 | 5.13 | 4.95 | 5.04 | 3.60 | 3.33 | 3.38 | 9 | 8.00 |
| | 20:42 | | Middle | 3.0 | 24.30 | 24.30 | | 7.91 | 7.91 | | 33.13 | 33.13 | | 72.4 | 70.8 | | 5.06 | 5.03 | | 3.38 | 3.19 | | 7 | |
| 5/5/2011 | 20:25 | Cloudy | Middle | 2.5 | 23.20 | 23.20 | 23.20 | 7.93 | 7.93 | 7.93 | 33.29 | 33.29 | 33.29 | 77.0 | 74.9 | 75.2 | 5.44 | 5.27 | 5.29 | 11.00 | 12.10 | 11.93 | 26 | 26.50 |
| | 20:26 | | Middle | 2.5 | 23.20 | 23.20 | | 7.93 | 7.93 | | 33.29 | 33.29 | | 75.5 | 73.3 | | 5.31 | 5.15 | | 12.50 | 12.10 | | 27 | |
| 7/5/2011 | 20:42 | Cloudy | Middle | 2.5 | 25.10 | 25.10 | 25.10 | 7.83 | 7.83 | 7.83 | 32.20 | 32.20 | 32.21 | 73.9 | 72.3 | 72.3 | 5.06 | 4.95 | 4.96 | 5.41 | 4.95 | 5.36 | 9 | 9.00 |
| | 20:43 | | Middle | 2.5 | 25.10 | 25.10 | | 7.83 | 7.83 | | 32.21 | 32.21 | | 71.5 | 71.6 | | 4.90 | 4.91 | | 5.52 | 5.56 | | 9 | |
| 10/5/2011 | 23:18 | Cloudy | Middle | 2.5 | 25.40 | 25.50 | 25.48 | 7.83 | 7.83 | 7.83 | 31.54 | 31.54 | 31.54 | 73.6 | 75.2 | 74.2 | 5.00 | 5.14 | 5.06 | 3.13 | 3.35 | 3.21 | 6 | 7.00 |
| | 23:19 | | Middle | 2.5 | 25.50 | 25.50 | | 7.83 | 7.83 | | 31.54 | 31.54 | | 74.6 | 73.3 | | 5.10 | 5.00 | | 3.08 | 3.27 | | 8 | |
| 12/5/2011 | 11:00 | Fine | Middle | 2.5 | 25.66 | 25.66 | 25.42 | 7.01 | 7.01 | 7.01 | 30.80 | 30.80 | 30.95 | 111.8 | 112.2 | 111.5 | 7.48 | 7.56 | 7.50 | 3.33 | 3.27 | 3.19 | 3 | 4.00 |
| | 11:03 | | Middle | 2.5 | 25.17 | 25.17 | | 7.00 | 7.00 | | 31.09 | 31.09 | | 111.0 | 110.9 | | 7.48 | 7.47 | | 3.05 | 3.10 | | 5 | |
| 14/5/2011 | 18:12 | Cloudy | Middle | 3.0 | 24.95 | 24.95 | 24.98 | 7.68 | 7.68 | 7.68 | 31.70 | 31.70 | 31.70 | 91.2 | 91.9 | 89.9 | 6.31 | 6.36 | 6.22 | 1.86 | 1.44 | 1.64 | 3 | 3.50 |
| | 18:13 | | Middle | 3.0 | 25.00 | 25.00 | | 7.67 | 7.67 | | 31.70 | 31.70 | | 88.2 | 88.3 | | 6.11 | 6.11 | | 1.55 | 1.69 | | 4 | |
| 16/5/2011 | 18:18 | Rainy | Middle | 2.0 | 24.70 | 24.70 | 24.75 | 8.02 | 8.02 | 8.02 | 32.48 | 32.48 | 32.48 | 80.3 | 79.6 | 80.3 | 5.54 | 5.49 | 5.54 | 11.30 | 11.50 | 11.53 | 15 | 15.00 |
| | 18:22 | | Middle | 2.0 | 24.80 | 24.80 | | 8.02 | 8.02 | | 32.48 | 32.48 | | 81.3 | 79.8 | | 5.61 | 5.50 | | 11.20 | 12.10 | | 15 | |
| 18/5/2011 | 20:19 | Cloudy | Middle | 2.5 | 24.74 | 24.74 | 24.74 | 7.62 | 7.62 | 7.62 | 32.12 | 32.12 | 32.13 | 59.7 | 63.0 | 61.9 | 4.13 | 4.35 | 4.26 | 6.77 | 6.60 | 6.58 | 18 | 17.00 |
| | 20:20 | | Middle | 2.5 | 24.74 | 24.74 | | 7.62 | 7.62 | | 32.13 | 32.13 | | 61.5 | 63.2 | | 4.17 | 4.37 | | 6.66 | 6.29 | | 16 | |
| 20/5/2011 | 22:30 | Cloudy | Middle | 2.5 | 25.68 | 25.68 | 25.65 | 7.51 | 7.51 | 7.51 | 32.06 | 32.06 | 32.08 | 66.0 | 62.4 | 64.2 | 4.50 | 4.25 | 4.38 | 6.14 | 5.97 | 5.97 | 10 | 9.50 |
| | 22:31 | | Middle | 2.5 | 25.62 | 25.62 | | 7.51 | 7.51 | | 32.09 | 32.09 | | 64.6 | 63.9 | | 4.40 | 4.35 | | 5.89 | 5.86 | | 9 | |
| 24/5/2011 | 0:30 | Cloudy | Middle | 2.5 | 25.00 | 25.00 | 24.99 | 7.48 | 7.48 | 7.49 | 30.28 | 30.28 | 30.29 | 58.2 | 58.2 | 57.7 | 4.05 | 4.05 | 4.01 | 2.02 | 1.96 | 2.01 | 11 | 10.50 |
| | 0:31 | | Middle | 2.5 | 24.97 | 24.97 | | 7.49 | 7.49 | | 30.29 | 30.29 | | 57.2 | 57.0 | | 3.98 | 3.96 | | 2.16 | 1.90 | | 10 | |
| 26/5/2011 | 0:31 | Cloudy | Middle | 2.5 | 24.74 | 24.74 | 24.71 | 7.57 | 7.57 | 7.57 | 31.29 | 31.29 | 31.29 | 54.9 | 56.2 | 55.6 | 3.42 | 3.91 | 3.77 | 1.96 | 1.97 | 2.06 | 7 | 6.00 |
| | 0:32 | | Middle | 2.5 | 24.67 | 24.67 | | 7.57 | 7.57 | | 31.29 | 31.29 | | 56.7 | 54.6 | | 3.95 | 3.80 | | 2.26 | 2.05 | | 5 | |



**Water Monitoring Result at C9 - Provident Centre
Mid-Flood Tide**

| Date | Time | Weather Condition | Sampling Depth | | Water Temperature | | | pH | | | Salinity | | | DO Saturation | | DO | | Turbidity | | Suspended Solids | | | | |
|-----------|-------|-------------------|----------------|-------|-------------------|-------|---------|-------|---------|-------|----------|-------|---------|---------------|---------|-------|---------|-----------|---------|------------------|---------|--------------|----|--------------|
| | | | | | °C | | | - | | | ppt | | % | | mg/L | | NTU | | mg/L | | | | | |
| | | | m | Value | Average | Value | Average | Value | Average | Value | Average | Value | Average | Value | Average | Value | Average | Value | Average | Value | Average | | | |
| 28/4/2011 | 17:35 | Cloudy | Middle | 2.5 | 23.30 | 23.30 | 23.35 | 7.84 | 7.84 | 7.84 | 32.51 | 32.51 | 32.50 | 81.1 | 80.3 | 80.2 | 5.73 | 5.68 | 5.67 | 4.23 | 4.43 | 4.38 | 21 | 19.00 |
| | 17:38 | | Middle | 2.5 | 23.40 | 23.40 | | 7.83 | 7.83 | | 32.49 | 32.49 | | 79.9 | 79.5 | | 5.64 | 5.62 | | 4.57 | 4.28 | | 17 | |
| 30/4/2011 | 16:21 | Cloudy | Middle | 2.0 | 24.50 | 24.50 | 24.50 | 7.86 | 7.86 | 7.86 | 32.39 | 32.39 | 32.39 | 77.3 | 80.5 | 77.9 | 5.46 | 5.54 | 5.41 | 8.45 | 8.39 | 8.46 | 15 | 15.50 |
| | 16:22 | | Middle | 2.0 | 24.50 | 24.50 | | 7.84 | 7.86 | | 32.39 | 32.39 | | 77.3 | 76.4 | | 5.35 | 5.29 | | 8.73 | 8.26 | | 16 | |
| 3/5/2011 | 20:17 | Cloudy | Middle | 2.0 | 24.90 | 24.90 | 24.90 | 7.82 | 7.82 | 7.82 | 32.24 | 32.24 | 32.24 | 69.6 | 70.6 | 69.8 | 4.81 | 4.88 | 4.82 | 6.15 | 6.07 | 6.21 | 12 | 11.00 |
| | 20:18 | | Middle | 2.0 | 24.90 | 24.90 | | 7.82 | 7.82 | | 32.24 | 32.24 | | 68.8 | 70.2 | | 4.74 | 4.83 | | 6.38 | 6.24 | | 10 | |
| 5/5/2011 | 20:05 | Cloudy | Middle | 1.5 | 23.70 | 23.70 | 23.70 | 7.84 | 7.84 | 7.84 | 32.38 | 32.38 | 32.38 | 76.9 | 77.4 | 77.1 | 5.41 | 5.43 | 5.41 | 9.05 | 8.38 | 8.56 | 10 | 11.00 |
| | 20:06 | | Middle | 1.5 | 23.70 | 23.70 | | 7.84 | 7.84 | | 32.38 | 32.38 | | 77.1 | 77.0 | | 5.41 | 5.40 | | 8.52 | 8.29 | | 12 | |
| 7/5/2011 | 21:05 | Cloudy | Middle | 2.0 | 25.90 | 25.90 | 25.90 | 7.74 | 7.74 | 7.74 | 31.32 | 31.32 | 31.32 | 75.1 | 75.3 | 74.6 | 5.11 | 5.13 | 5.09 | 6.53 | 6.77 | 6.58 | 9 | 8.50 |
| | 21:06 | | Middle | 2.0 | 25.90 | 25.90 | | 7.74 | 7.74 | | 31.32 | 31.32 | | 74.8 | 73.3 | | 5.13 | 4.99 | | 6.13 | 6.88 | | 8 | |
| 10/5/2011 | 21:02 | Cloudy | Middle | 2.0 | 25.90 | 25.90 | 25.90 | 7.80 | 7.80 | 7.80 | 30.93 | 30.93 | 30.97 | 76.9 | 75.4 | 76.7 | 5.16 | 5.05 | 5.18 | 9.94 | 10.60 | 10.41 | 18 | 19.00 |
| | 21:03 | | Middle | 2.0 | 25.90 | 25.90 | | 7.79 | 7.79 | | 31.01 | 31.01 | | 76.3 | 78.1 | | 5.20 | 5.32 | | 10.70 | 10.40 | | 20 | |
| 12/5/2011 | 11:30 | Fine | Middle | 2.0 | 26.42 | 26.42 | 26.51 | 7.30 | 7.30 | 7.27 | 29.56 | 29.56 | 29.53 | 117.5 | 117.2 | 116.8 | 8.01 | 7.99 | 7.96 | 3.25 | 2.83 | 2.80 | 5 | 5.50 |
| | 11:32 | | Middle | 2.0 | 26.59 | 26.59 | | 7.23 | 7.23 | | 29.49 | 29.49 | | 116.2 | 116.4 | | 7.92 | 7.91 | | 2.63 | 2.49 | | 6 | |
| 14/5/2011 | 13:00 | Cloudy | Middle | 2.0 | 24.50 | 24.50 | 24.50 | 7.99 | 7.99 | 7.99 | 31.71 | 31.71 | 31.72 | 72.2 | 71.4 | 71.6 | 5.03 | 4.98 | 4.99 | 4.30 | 4.14 | 4.16 | 6 | 6.50 |
| | 13:03 | | Middle | 2.0 | 24.50 | 24.50 | | 7.99 | 7.99 | | 31.72 | 31.72 | | 72.0 | 70.9 | | 5.02 | 4.94 | | 4.07 | 4.11 | | 7 | |
| 16/5/2011 | 20:01 | Rainy | Middle | 2.0 | 24.60 | 24.60 | 24.60 | 7.88 | 7.88 | 7.88 | 31.87 | 31.87 | 31.87 | 62.0 | 62.0 | 61.9 | 4.31 | 4.30 | 4.30 | 7.83 | 7.91 | 7.82 | 7 | 7.00 |
| | 20:03 | | Middle | 2.0 | 24.60 | 24.60 | | 7.88 | 7.88 | | 31.87 | 31.87 | | 61.9 | 61.7 | | 4.30 | 4.28 | | 7.90 | 7.65 | | 7 | |
| 18/5/2011 | 16:50 | Cloudy | Middle | 2.0 | 25.00 | 25.00 | 25.05 | 7.79 | 7.79 | 7.79 | 31.14 | 31.14 | 31.14 | 60.4 | 59.0 | 59.8 | 4.18 | 4.08 | 4.14 | 12.90 | 13.60 | 13.45 | 20 | 20.00 |
| | 16:53 | | Middle | 2.0 | 25.10 | 25.10 | | 7.79 | 7.79 | | 31.14 | 31.14 | | 60.1 | 59.6 | | 4.16 | 4.12 | | 13.70 | 13.60 | | 20 | |
| 20/5/2011 | 23:20 | Cloudy | Middle | 2.0 | 25.60 | 25.60 | 25.64 | 7.42 | 7.42 | 7.42 | 31.24 | 31.24 | 31.24 | 58.2 | 56.4 | 57.1 | 3.99 | 3.82 | 3.90 | 4.10 | 3.94 | 4.12 | 4 | 4.50 |
| | 23:21 | | Middle | 2.0 | 25.68 | 25.68 | | 7.41 | 7.41 | | 31.24 | 31.24 | | 57.2 | 56.5 | | 3.91 | 3.87 | | 4.18 | 4.27 | | 5 | |
| 24/5/2011 | 23:40 | Cloudy | Middle | 2.0 | 24.97 | 24.97 | 24.99 | 7.39 | 7.39 | 7.39 | 29.74 | 29.74 | 29.74 | 63.3 | 62.5 | 63.1 | 4.42 | 4.37 | 4.42 | 2.80 | 2.53 | 2.66 | 8 | 7.00 |
| | 23:41 | | Middle | 2.0 | 25.00 | 25.00 | | 7.39 | 7.39 | | 29.73 | 29.73 | | 63.0 | 63.7 | | 4.40 | 4.47 | | 2.67 | 2.65 | | 6 | |
| 26/5/2011 | 0:49 | Cloudy | Middle | 1.5 | 25.15 | 25.15 | 25.15 | 7.52 | 7.52 | 7.52 | 31.68 | 31.68 | 31.68 | 53.4 | 51.8 | 52.7 | 3.67 | 3.57 | 3.63 | 3.28 | 2.74 | 2.92 | 9 | 8.00 |
| | 0:50 | | Middle | 1.5 | 25.15 | 25.15 | | 7.52 | 7.52 | | 31.68 | 31.68 | | 52.8 | 52.8 | | 3.64 | 3.64 | | 2.62 | 3.05 | | 7 | |



**Water Monitoring Result at C8 - City Garden
Mid-Flood Tide**

| Date | Time | Weather Condition | Sampling Depth | | Water Temperature | | | pH | | | Salinity | | | DO Saturation | | | DO | | | Turbidity | | | Suspended Solids | |
|-----------|-------|-------------------|----------------|-----|-------------------|---------|-------|-------|---------|------|----------|---------|-------|---------------|---------|-------|-------|---------|------|-----------|---------|--------------|------------------|--------------|
| | | | | | °C | | | - | | | ppt | | | % | | | mg/L | | | NTU | | | mg/L | |
| | | | m | | Value | Average | | Value | Average | | Value | Average | | Value | Average | | Value | Average | | Value | Average | | Value | Average |
| 28/4/2011 | 17:53 | Cloudy | Middle | 2.0 | 23.60 | 23.60 | 23.60 | 7.75 | 7.75 | 7.75 | 32.19 | 32.19 | 32.19 | 57.5 | 63.4 | 61.1 | 4.04 | 4.46 | 4.30 | 8.29 | 9.05 | 8.89 | 14 | 13.00 |
| | 17:54 | | Middle | 2.0 | 23.60 | 23.60 | | 7.75 | 7.75 | | 32.19 | 32.19 | | 62.5 | 61.0 | | 4.40 | 4.28 | | 9.17 | 9.05 | | 12 | |
| 30/4/2011 | 18:27 | Cloudy | Middle | 1.5 | 23.70 | 23.70 | 23.70 | 7.75 | 7.75 | 7.75 | 32.57 | 32.57 | 32.57 | 62.1 | 61.2 | 62.5 | 4.33 | 4.26 | 4.37 | 8.65 | 8.49 | 8.35 | 16 | 17.50 |
| | 18:30 | | Middle | 1.5 | 23.70 | 23.70 | | 7.75 | 7.75 | | 32.57 | 32.57 | | 63.1 | 63.5 | | 4.41 | 4.47 | | 8.31 | 7.95 | | 19 | |
| 3/5/2011 | 19:41 | Cloudy | Middle | 2.0 | 24.80 | 24.80 | 24.80 | 7.79 | 7.79 | 7.79 | 31.99 | 32.04 | 32.03 | 64.2 | 61.6 | 62.8 | 4.47 | 4.26 | 4.35 | 9.17 | 9.94 | 9.64 | 16 | 17.00 |
| | 19:42 | | Middle | 2.0 | 24.80 | 24.80 | | 7.79 | 7.79 | | 32.04 | 32.04 | | 62.2 | 63.1 | | 4.30 | 4.36 | | 9.43 | 10.00 | | 18 | |
| 5/5/2011 | 19:10 | Cloudy | Middle | 1.5 | 23.50 | 23.50 | 23.50 | 7.81 | 7.81 | 7.81 | 32.40 | 32.39 | 32.40 | 57.7 | 57.7 | 59.3 | 4.06 | 4.06 | 4.15 | 13.00 | 12.90 | 12.98 | 18 | 19.00 |
| | 19:11 | | Middle | 1.5 | 23.50 | 23.50 | | 7.81 | 7.81 | | 32.40 | 32.40 | | 63.2 | 58.6 | | 4.39 | 4.09 | | 13.10 | 12.90 | | 20 | |
| 7/5/2011 | 20:26 | Cloudy | Middle | 2.0 | 25.30 | 25.30 | 25.30 | 7.80 | 7.80 | 7.80 | 31.50 | 31.51 | 31.51 | 71.6 | 71.4 | 71.5 | 4.92 | 4.88 | 4.90 | 9.72 | 9.20 | 9.50 | 12 | 12.50 |
| | 20:27 | | Middle | 2.0 | 25.30 | 25.30 | | 7.80 | 7.80 | | 31.51 | 31.51 | | 71.3 | 71.5 | | 4.90 | 4.90 | | 9.85 | 9.23 | | 13 | |
| 10/5/2011 | 0:58 | Cloudy | Middle | 2.0 | 26.80 | 26.80 | 26.80 | 7.79 | 7.79 | 7.79 | 31.49 | 31.49 | 31.49 | 68.4 | 69.5 | 68.4 | 4.50 | 4.57 | 4.50 | 4.19 | 4.21 | 4.16 | 10 | 9.00 |
| | 0:59 | | Middle | 2.0 | 26.80 | 26.80 | | 7.79 | 7.79 | | 31.49 | 31.49 | | 67.6 | 67.9 | | 4.44 | 4.47 | | 4.06 | 4.16 | | 8 | |
| 12/5/2011 | 10:42 | Fine | Middle | 1.5 | 26.60 | 26.60 | 26.61 | 6.81 | 6.81 | 6.81 | 28.97 | 28.97 | 29.00 | 105.9 | 106.0 | 107.3 | 7.24 | 7.25 | 7.33 | 6.38 | 5.60 | 5.59 | 8 | 7.00 |
| | 10:44 | | Middle | 1.5 | 26.62 | 26.62 | | 6.81 | 6.81 | | 29.02 | 29.02 | | 108.7 | 108.4 | | 7.42 | 7.41 | | 5.33 | 5.03 | | 6 | |
| 14/5/2011 | 17:50 | Cloudy | Middle | 2.0 | 24.50 | 24.50 | 24.50 | 7.34 | 7.33 | 7.33 | 31.77 | 31.77 | 31.77 | 71.0 | 72.9 | 73.3 | 5.07 | 5.07 | 5.13 | 4.63 | 4.62 | 4.62 | 8 | 8.00 |
| | 17:51 | | Middle | 2.0 | 24.50 | 24.50 | | 7.33 | 7.33 | | 31.77 | 31.77 | | 73.0 | 76.1 | | 5.08 | 5.29 | | 4.56 | 4.66 | | 8 | |
| 16/5/2011 | 19:50 | Rainy | Middle | 1.5 | 24.60 | 24.60 | 24.60 | 7.86 | 7.86 | 7.87 | 31.63 | 31.63 | 31.63 | 69.6 | 69.2 | 69.4 | 4.83 | 4.81 | 4.82 | 9.31 | 9.75 | 9.39 | 10 | 10.00 |
| | 19:53 | | Middle | 1.5 | 24.60 | 24.60 | | 7.87 | 7.87 | | 31.63 | 31.63 | | 69.7 | 69.2 | | 4.84 | 4.81 | | 9.30 | 9.21 | | 10 | |
| 18/5/2011 | 20:00 | Cloudy | Middle | 2.0 | 25.03 | 25.03 | 25.03 | 7.40 | 7.40 | 7.40 | 31.00 | 31.00 | 31.00 | 57.7 | 61.1 | 58.8 | 4.00 | 4.01 | 4.00 | 6.48 | 6.48 | 6.33 | 9 | 9.50 |
| | 20:01 | | Middle | 2.0 | 25.02 | 25.02 | | 7.39 | 7.39 | | 31.00 | 31.00 | | 60.3 | 56.0 | | 4.11 | 3.88 | | 6.17 | 6.17 | | 10 | |
| 20/5/2011 | 22:15 | Cloudy | Middle | 2.0 | 25.76 | 25.78 | 25.77 | 7.32 | 7.32 | 7.32 | 31.04 | 31.04 | 31.02 | 53.6 | 58.7 | 56.3 | 3.67 | 3.99 | 3.84 | 7.18 | 7.37 | 7.06 | 9 | 10.00 |
| | 22:16 | | Middle | 2.0 | 25.76 | 25.76 | | 7.32 | 7.32 | | 30.99 | 30.99 | | 58.0 | 54.7 | | 3.97 | 3.73 | | 6.92 | 6.77 | | 11 | |
| 24/5/2011 | 23:30 | Cloudy | Middle | 2.0 | 25.20 | 25.20 | 25.20 | 7.26 | 7.26 | 7.26 | 28.96 | 28.96 | 28.94 | 60.0 | 57.9 | 58.5 | 4.19 | 4.04 | 4.08 | 6.10 | 6.08 | 6.39 | 10 | 9.00 |
| | 23:31 | | Middle | 2.0 | 25.20 | 25.20 | | 7.26 | 7.27 | | 28.91 | 28.91 | | 57.0 | 59.0 | | 3.98 | 4.12 | | 6.65 | 6.74 | | 8 | |
| 26/5/2011 | 0:06 | Cloudy | Middle | 1.5 | 25.05 | 25.05 | 25.06 | 7.40 | 7.40 | 7.40 | 31.42 | 31.42 | 31.42 | 54.7 | 57.3 | 55.0 | 3.78 | 3.96 | 3.80 | 4.85 | 4.55 | 4.65 | 7 | 6.00 |
| | 0:07 | | Middle | 1.5 | 25.07 | 25.07 | | 7.40 | 7.40 | | 31.42 | 31.42 | | 54.6 | 53.5 | | 3.75 | 3.69 | | 4.62 | 4.59 | | 5 | |



**Water Monitoring Result at C6 - Excelsior Hotel
Mid-Flood Tide**

| Date | Time | Weather Condition | Sampling Depth | | Water Temperature | | | pH | | | Salinity | | | DO Saturation | | | DO | | Turbidity | | | Suspended Solids | | |
|-----------|-------|-------------------|----------------|-----|-------------------|-------|---------|-------|-------|---------|----------|-------|---------|---------------|-------|---------|-------|-------|-----------|-------|-------|------------------|-------|-------|
| | | | | | °C | | | - | | | ppt | | | % | | | mg/L | | NTU | | | mg/L | | |
| | | | | | Value | Value | Average | Value | Value | Average | Value | Value | Average | Value | Value | Average | Value | Value | Average | Value | Value | Average | Value | Value |
| 28/4/2011 | 17:21 | Cloudy | Middle | 1.5 | 24.30 | 24.30 | 24.30 | 7.63 | 7.63 | 7.63 | 31.38 | 31.38 | 31.38 | 63.4 | 67.8 | 65.4 | 4.44 | 4.72 | 4.58 | 1.16 | 1.20 | 1.17 | 6 | 5.00 |
| | 17:22 | | Middle | 1.5 | 24.30 | 24.30 | | 7.63 | 7.63 | | 31.38 | 31.38 | | 66.2 | 64.3 | | 4.74 | 4.42 | | 1.13 | 1.20 | | 4 | |
| 30/4/2011 | 17:58 | Cloudy | Middle | 1.5 | 24.00 | 24.00 | 24.00 | 7.63 | 7.63 | 7.63 | 31.75 | 31.75 | 31.75 | 51.2 | 54.3 | 52.8 | 3.59 | 3.80 | 3.78 | 1.55 | 1.44 | 1.47 | 2 | 2.50 |
| | 17:59 | | Middle | 1.5 | 24.00 | 24.00 | | 7.62 | 7.62 | | 31.75 | 31.75 | | 52.1 | 53.7 | | 3.99 | 3.75 | | 1.47 | 1.41 | | 3 | |
| 3/5/2011 | 19:06 | Cloudy | Middle | 1.5 | 25.20 | 25.20 | 25.20 | 7.58 | 7.58 | 7.56 | 31.07 | 31.07 | 31.05 | 50.2 | 50.3 | 50.6 | 3.47 | 3.47 | 3.49 | 1.26 | 1.89 | 1.50 | 3 | 3.00 |
| | 19:07 | | Middle | 1.5 | 25.20 | 25.20 | | 7.53 | 7.53 | | 31.07 | 31.00 | | 51.4 | 50.3 | | 3.47 | 3.53 | | 1.37 | 1.48 | | 3 | |
| 5/5/2011 | 18:30 | Cloudy | Middle | 1.5 | 23.50 | 23.50 | 23.70 | 7.64 | 7.64 | 7.64 | 31.35 | 31.35 | 31.35 | 63.3 | 61.0 | 63.2 | 4.45 | 4.29 | 4.45 | 1.63 | 1.94 | 1.73 | 4 | 4.00 |
| | 18:31 | | Middle | 1.5 | 23.90 | 23.90 | | 7.64 | 7.64 | | 31.35 | 31.35 | | 64.3 | 64.2 | | 4.53 | 4.52 | | 1.75 | 1.58 | | 4 | |
| 7/5/2011 | 19:58 | Cloudy | Middle | 1.5 | 25.40 | 25.40 | 25.43 | 7.59 | 7.59 | 7.59 | 30.84 | 30.84 | 30.84 | 50.9 | 51.1 | 51.4 | 3.50 | 3.52 | 3.53 | 2.53 | 2.28 | 2.28 | 4 | 3.50 |
| | 19:59 | | Middle | 1.5 | 25.40 | 25.50 | | 7.59 | 7.59 | | 30.84 | 30.84 | | 51.4 | 52.3 | | 3.50 | 3.60 | | 2.11 | 2.20 | | 3 | |
| 10/5/2011 | 0:35 | Cloudy | Middle | 1.5 | 26.50 | 26.50 | 26.50 | 7.88 | 7.88 | 7.88 | 30.81 | 30.81 | 30.81 | 55.6 | 56.2 | 55.0 | 3.69 | 3.73 | 3.64 | 2.34 | 2.06 | 2.06 | 7 | 6.50 |
| | 0:36 | | Middle | 1.5 | 26.50 | 26.50 | | 7.87 | 7.87 | | 30.81 | 30.81 | | 53.9 | 54.4 | | 3.51 | 3.61 | | 2.07 | 1.78 | | 6 | |
| 12/5/2011 | 10:12 | Fine | Middle | 1.5 | 26.36 | 26.36 | 26.38 | 6.52 | 6.52 | 6.51 | 29.19 | 29.19 | 29.22 | 71.8 | 69.8 | 67.7 | 4.91 | 4.69 | 4.61 | 2.69 | 2.36 | 2.51 | 3 | 4.00 |
| | 10:14 | | Middle | 1.5 | 26.40 | 26.40 | | 6.50 | 6.50 | | 29.25 | 29.25 | | 64.9 | 64.4 | | 4.43 | 4.41 | | 2.53 | 2.45 | | 5 | |
| 14/5/2011 | 17:07 | Cloudy | Middle | 1.5 | 25.53 | 25.53 | 25.53 | 7.04 | 7.04 | 7.04 | 29.43 | 29.43 | 29.44 | 66.8 | 66.6 | 66.4 | 4.64 | 4.61 | 4.61 | 0.68 | 0.79 | 0.74 | 3 | 3.00 |
| | 17:08 | | Middle | 1.5 | 25.53 | 25.53 | | 7.03 | 7.03 | | 29.44 | 29.44 | | 65.4 | 66.7 | | 4.56 | 4.62 | | 0.76 | 0.72 | | 3 | |
| 16/5/2011 | 19:28 | Rainy | Middle | 1.5 | 24.60 | 24.60 | 24.60 | 7.68 | 7.68 | 7.68 | 30.87 | 30.87 | 30.90 | 58.8 | 57.7 | 58.5 | 4.10 | 4.03 | 4.09 | 2.63 | 2.17 | 2.29 | 4 | 3.00 |
| | 19:31 | | Middle | 1.5 | 24.60 | 24.60 | | 7.67 | 7.67 | | 30.92 | 30.92 | | 59.3 | 58.3 | | 4.14 | 4.07 | | 2.23 | 2.11 | | 2 | |



**Water Monitoring Result at C1 - HKCEC Extension
Mid-Flood Tide**

| Date | Time | Weather Condition | Sampling Depth | | Water Temperature | | | pH | | | Salinity | | | DO Saturation | | DO | | Turbidity | | Suspended Solids | | | | |
|-----------|-------|-------------------|----------------|-------|-------------------|-------|---------|-------|---------|-------|----------|-------|---------|---------------|---------|-------|---------|-----------|---------|------------------|---------|------|----|-------|
| | | | | | °C | | | - | | | ppt | | | % | | mg/L | | NTU | | mg/L | | | | |
| | | | m | Value | Average | Value | Average | Value | Average | Value | Average | Value | Average | Value | Average | Value | Average | Value | Average | Value | Average | | | |
| 28/4/2011 | 14:00 | Cloudy | Middle | 3.0 | 24.10 | 24.10 | 24.15 | 7.83 | 7.83 | 7.83 | 32.00 | 32.00 | 32.05 | 91.7 | 90.6 | 90.6 | 6.38 | 6.34 | 6.31 | 3.47 | 2.84 | 3.14 | 8 | 7.00 |
| | 14:03 | | Middle | 3.0 | 24.20 | 24.20 | | 7.82 | 7.82 | | 32.10 | 32.10 | | 90.4 | 89.6 | | 6.30 | 6.21 | | 3.02 | 3.23 | | 6 | |
| 30/4/2011 | 14:05 | Cloudy | Middle | 2.0 | 23.70 | 23.70 | 23.65 | 7.97 | 7.97 | 7.98 | 32.20 | 32.20 | 32.25 | 92.8 | 92.3 | 92.3 | 6.53 | 6.50 | 6.49 | 4.75 | 5.32 | 4.98 | 6 | 6.00 |
| | 14:08 | | Middle | 2.0 | 23.60 | 23.60 | | 7.98 | 7.98 | | 32.30 | 32.30 | | 92.1 | 91.9 | | 6.48 | 6.46 | | 4.92 | 4.93 | | 6 | |
| 3/5/2011 | 16:42 | Cloudy | Middle | 3.0 | 24.70 | 24.70 | 24.75 | 7.95 | 7.95 | 7.96 | 31.60 | 31.60 | 31.55 | 88.6 | 88.1 | 88.1 | 6.12 | 6.08 | 6.08 | 3.60 | 3.50 | 3.52 | 6 | 6.00 |
| | 16:45 | | Middle | 3.0 | 24.80 | 24.80 | | 7.96 | 7.96 | | 31.50 | 31.50 | | 88.0 | 87.8 | | 6.06 | 6.04 | | 3.47 | 3.52 | | 6 | |
| 5/5/2011 | 18:13 | Cloudy | Middle | 2.0 | 24.10 | 24.10 | 24.10 | 7.89 | 7.89 | 7.89 | 31.70 | 31.70 | 31.70 | 81.2 | 81.1 | 81.1 | 5.64 | 5.63 | 5.62 | 6.35 | 6.39 | 6.37 | 8 | 8.50 |
| | 18:14 | | Middle | 2.0 | 24.10 | 24.10 | | 7.89 | 7.89 | | 31.70 | 31.70 | | 81.0 | 80.9 | | 5.60 | 5.59 | | 6.49 | 6.24 | | 9 | |
| 7/5/2011 | 19:50 | Cloudy | Middle | 2.0 | 25.60 | 25.60 | 25.60 | 7.89 | 7.89 | 7.89 | 31.40 | 31.40 | 31.40 | 85.8 | 85.5 | 85.3 | 5.74 | 5.71 | 5.71 | 5.73 | 6.05 | 5.90 | 6 | 6.50 |
| | 19:51 | | Middle | 2.0 | 25.60 | 25.60 | | 7.89 | 7.89 | | 31.40 | 31.40 | | 85.0 | 84.9 | | 5.69 | 5.68 | | 5.97 | 5.84 | | 7 | |
| 10/5/2011 | 21:23 | Cloudy | Middle | 2.0 | 25.40 | 25.40 | 25.40 | 7.92 | 7.92 | 7.92 | 31.20 | 31.20 | 31.20 | 89.5 | 89.2 | 89.3 | 6.40 | 6.39 | 6.35 | 4.36 | 4.49 | 4.27 | 4 | 5.00 |
| | 21:24 | | Middle | 2.0 | 25.40 | 25.40 | | 7.92 | 7.92 | | 31.20 | 31.20 | | 89.4 | 89.0 | | 6.32 | 6.30 | | 4.08 | 4.14 | | 6 | |
| 12/5/2011 | 10:30 | Fine | Middle | 1.0 | 27.30 | 27.30 | 27.35 | 8.02 | 8.02 | 8.03 | 29.50 | 29.50 | 29.50 | 98.7 | 98.6 | 98.7 | 6.57 | 6.56 | 6.56 | 2.41 | 2.00 | 2.17 | 3 | 3.50 |
| | 10:34 | | Middle | 1.0 | 27.40 | 27.40 | | 8.03 | 8.03 | | 29.50 | 29.50 | | 98.8 | 98.6 | | 6.57 | 6.55 | | 2.12 | 2.13 | | 4 | |
| 14/5/2011 | 14:45 | Cloudy | Middle | 2.5 | 25.00 | 25.00 | 25.05 | 7.89 | 7.89 | 7.89 | 31.40 | 31.40 | 31.35 | 92.8 | 92.1 | 92.0 | 6.40 | 6.37 | 6.36 | 4.76 | 4.39 | 4.58 | 6 | 7.00 |
| | 14:48 | | Middle | 2.5 | 25.10 | 25.10 | | 7.88 | 7.88 | | 31.30 | 31.30 | | 92.0 | 91.2 | | 6.35 | 6.30 | | 4.59 | 4.59 | | 8 | |
| 16/5/2011 | 15:36 | Rainy | Middle | 2.0 | 25.30 | 25.30 | 25.30 | 7.98 | 7.98 | 7.99 | 31.10 | 31.10 | 31.05 | 89.7 | 88.9 | 88.7 | 6.17 | 6.13 | 6.11 | 2.52 | 2.55 | 2.57 | 4 | 4.00 |
| | 15:38 | | Middle | 2.0 | 25.30 | 25.30 | | 7.99 | 7.99 | | 31.00 | 31.00 | | 88.4 | 87.8 | | 6.07 | 6.05 | | 2.79 | 2.43 | | 4 | |
| 18/5/2011 | 19:26 | Cloudy | Middle | 2.0 | 24.70 | 24.70 | 24.85 | 7.36 | 7.36 | 7.36 | 30.94 | 30.94 | 30.96 | 65.4 | 70.4 | 66.5 | 4.54 | 4.89 | 4.62 | 8.02 | 8.12 | 8.05 | 16 | 17.00 |
| | 19:27 | | Middle | 2.0 | 25.00 | 25.00 | | 7.35 | 7.35 | | 30.97 | 30.97 | | 65.5 | 64.5 | | 4.55 | 4.48 | | 7.91 | 8.13 | | 18 | |
| 20/5/2011 | 20:06 | Cloudy | Middle | 2.0 | 25.70 | 25.70 | 25.75 | 7.30 | 7.30 | 7.30 | 29.91 | 29.91 | 29.90 | 55.5 | 58.6 | 58.3 | 3.81 | 4.02 | 4.01 | 5.03 | 5.10 | 4.98 | 8 | 7.00 |
| | 20:07 | | Middle | 2.0 | 25.80 | 25.80 | | 7.30 | 7.30 | | 29.89 | 29.89 | | 59.6 | 59.6 | | 4.10 | 4.09 | | 4.96 | 4.81 | | 6 | |
| 24/5/2011 | 21:02 | Cloudy | Middle | 1.5 | 24.60 | 24.60 | 24.60 | 7.90 | 7.90 | 7.91 | 29.90 | 29.90 | 29.90 | 86.9 | 86.7 | 86.6 | 5.98 | 5.97 | 5.96 | 2.92 | 2.85 | 2.93 | 7 | 7.50 |
| | 21:03 | | Middle | 1.5 | 24.60 | 24.60 | | 7.91 | 7.91 | | 29.90 | 29.90 | | 86.5 | 86.3 | | 5.95 | 5.94 | | 2.89 | 3.04 | | 8 | |
| 26/5/2011 | 22:38 | Cloudy | Middle | 2.0 | 24.30 | 24.30 | 24.30 | 7.61 | 7.61 | 7.60 | 31.69 | 31.69 | 31.69 | 57.6 | 55.8 | 56.0 | 4.02 | 3.89 | 3.90 | 2.49 | 2.57 | 2.31 | 4 | 4.50 |
| | 22:39 | | Middle | 2.0 | 24.30 | 24.30 | | 7.59 | 7.59 | | 31.69 | 31.69 | | 55.7 | 55.0 | | 3.88 | 3.80 | | 2.13 | 2.05 | | 5 | |



**Water Monitoring Result at C2 - TH / APA / SOC
Mid-Flood Tide**

| Date | Time | Weather Condition | Sampling Depth | | Water Temperature | | | pH | | | Salinity | | | DO Saturation | | | DO | | | Turbidity | | | Suspended Solids | |
|-----------|-------|-------------------|----------------|-------|-------------------|-------|---------|-------|---------|-------|----------|-------|---------|---------------|---------|-------|---------|-------|---------|-----------|---------|-------|------------------|-------|
| | | | | | °C | | - | | ppt | | % | | mg/L | | NTU | | mg/L | | | | | | | |
| | | | m | Value | Average | Value | Average | Value | Average | Value | Average | Value | Average | Value | Average | Value | Average | Value | Average | Value | Average | Value | Average | |
| 28/4/2011 | 13:40 | Cloudy | Middle | 2.0 | 24.40 | 24.30 | 24.33 | 7.28 | 7.28 | 7.28 | 32.00 | 32.00 | 32.05 | 87.0 | 86.4 | 85.7 | 6.05 | 5.98 | 5.95 | 5.46 | 5.67 | 5.67 | 7 | 6.50 |
| | 13:43 | | Middle | 2.0 | 24.30 | 24.30 | | 7.27 | 7.27 | | 32.10 | 32.10 | | 85.3 | 84.0 | | 5.95 | 5.83 | | 5.99 | 5.56 | | 6 | |
| 30/4/2011 | 15:28 | Cloudy | Middle | 2.0 | 24.00 | 24.00 | 23.95 | 7.94 | 7.94 | 7.95 | 32.20 | 32.20 | 32.15 | 88.9 | 88.5 | 88.5 | 6.20 | 6.16 | 6.16 | 4.21 | 4.39 | 4.44 | 6 | 6.00 |
| | 15:31 | | Middle | 2.0 | 23.90 | 23.90 | | 7.95 | 7.95 | | 32.10 | 32.10 | | 88.3 | 88.2 | | 6.15 | 6.13 | | 4.68 | 4.48 | | 6 | |
| 3/5/2011 | 16:30 | Cloudy | Middle | 2.0 | 24.60 | 24.60 | 24.55 | 7.93 | 7.93 | 7.94 | 31.80 | 31.80 | 31.85 | 89.8 | 89.4 | 88.9 | 6.21 | 6.19 | 6.14 | 3.71 | 3.88 | 3.69 | 5 | 5.50 |
| | 16:33 | | Middle | 2.0 | 24.50 | 24.50 | | 7.94 | 7.94 | | 31.90 | 31.90 | | 88.4 | 87.8 | | 6.09 | 6.05 | | 3.90 | 3.27 | | 6 | |
| 5/5/2011 | 21:16 | Cloudy | Middle | 2.0 | 24.20 | 24.20 | 24.20 | 7.84 | 7.84 | 7.84 | 32.00 | 32.00 | 32.00 | 81.0 | 80.9 | 80.8 | 5.60 | 5.59 | 5.59 | 6.44 | 6.36 | 6.30 | 9 | 9.00 |
| | 21:17 | | Middle | 2.0 | 24.20 | 24.20 | | 7.84 | 7.84 | | 32.00 | 32.00 | | 80.7 | 80.6 | | 5.58 | 5.57 | | 6.17 | 6.23 | | 9 | |
| 7/5/2011 | 22:04 | Cloudy | Middle | 2.0 | 25.00 | 25.00 | 25.00 | 7.85 | 7.85 | 7.85 | 31.60 | 31.60 | 31.60 | 82.5 | 82.4 | 82.3 | 5.61 | 5.60 | 5.59 | 4.43 | 4.23 | 4.28 | 6 | 6.00 |
| | 22:05 | | Middle | 2.0 | 25.00 | 25.00 | | 7.85 | 7.85 | | 31.60 | 31.60 | | 82.2 | 82.0 | | 5.58 | 5.57 | | 4.25 | 4.21 | | 6 | |
| 10/5/2011 | 23:12 | Cloudy | Middle | 2.0 | 25.70 | 25.70 | 25.70 | 7.83 | 7.83 | 7.83 | 31.30 | 31.30 | 31.30 | 80.8 | 80.2 | 80.1 | 5.36 | 5.36 | 5.35 | 4.71 | 4.63 | 4.53 | 4 | 4.00 |
| | 23:13 | | Middle | 2.0 | 25.70 | 25.70 | | 7.83 | 7.83 | | 31.30 | 31.30 | | 79.9 | 79.6 | | 5.35 | 5.34 | | 4.34 | 4.43 | | 4 | |
| 12/5/2011 | 10:15 | Fine | Middle | 1.0 | 26.70 | 26.70 | 26.90 | 7.95 | 7.95 | 7.96 | 30.10 | 30.10 | 30.20 | 91.2 | 90.9 | 90.8 | 6.15 | 6.14 | 6.12 | 2.71 | 3.09 | 2.78 | 6 | 5.50 |
| | 10:20 | | Middle | 1.0 | 27.10 | 27.10 | | 7.97 | 7.97 | | 30.30 | 30.30 | | 90.5 | 90.4 | | 6.11 | 6.09 | | 2.77 | 2.54 | | 5 | |
| 14/5/2011 | 14:30 | Cloudy | Middle | 1.5 | 24.70 | 24.80 | 24.78 | 7.92 | 7.92 | 7.93 | 31.30 | 31.30 | 31.35 | 82.8 | 82.9 | 82.8 | 5.76 | 5.78 | 5.75 | 5.28 | 5.36 | 5.48 | 6 | 6.00 |
| | 14:33 | | Middle | 1.5 | 24.80 | 24.80 | | 7.93 | 7.93 | | 31.40 | 31.40 | | 82.7 | 82.6 | | 5.74 | 5.73 | | 5.67 | 5.61 | | 6 | |
| 16/5/2011 | 15:28 | Rainy | Middle | 1.5 | 25.10 | 25.10 | 25.10 | 7.93 | 7.93 | 7.93 | 31.10 | 31.10 | 31.15 | 83.0 | 82.4 | 82.4 | 5.72 | 5.69 | 5.69 | 6.92 | 6.99 | 6.58 | 9 | 9.00 |
| | 15:30 | | Middle | 1.5 | 25.10 | 25.10 | | 7.93 | 7.93 | | 31.20 | 31.20 | | 82.2 | 81.9 | | 5.68 | 5.65 | | 6.52 | 5.87 | | 9 | |
| 18/5/2011 | 21:07 | Cloudy | Middle | 2.0 | 23.30 | 23.30 | 23.45 | 7.23 | 7.23 | 7.23 | 30.76 | 30.76 | 30.77 | 59.1 | 60.1 | 58.8 | 4.20 | 4.24 | 4.17 | 6.46 | 6.15 | 6.31 | 9 | 10.00 |
| | 21:08 | | Middle | 2.0 | 23.60 | 23.60 | | 7.23 | 7.23 | | 30.78 | 30.78 | | 56.5 | 59.3 | | 4.02 | 4.22 | | 6.03 | 6.60 | | 11 | |
| 20/5/2011 | 21:31 | Cloudy | Middle | 2.0 | 25.60 | 25.60 | 25.65 | 7.21 | 7.21 | 7.21 | 30.38 | 30.38 | 30.37 | 55.7 | 53.8 | 54.5 | 3.82 | 3.69 | 3.74 | 4.84 | 4.23 | 4.43 | 6 | 6.00 |
| | 21:32 | | Middle | 2.0 | 25.70 | 25.70 | | 7.21 | 7.21 | | 30.35 | 30.35 | | 54.3 | 54.1 | | 3.73 | 3.71 | | 4.38 | 4.28 | | 6 | |
| 24/5/2011 | 23:22 | Cloudy | Middle | 2.0 | 25.60 | 25.60 | 25.60 | 7.95 | 7.95 | 7.95 | 30.50 | 30.50 | 30.50 | 82.2 | 82.1 | 82.0 | 5.59 | 5.58 | 5.57 | 6.90 | 7.30 | 7.03 | 15 | 15.50 |
| | 23:23 | | Middle | 2.0 | 25.60 | 25.60 | | 7.95 | 7.95 | | 30.50 | 30.50 | | 82.0 | 81.8 | | 5.57 | 5.55 | | 6.97 | 6.94 | | 16 | |
| 26/5/2011 | 0:31 | Cloudy | Middle | 2.0 | 24.50 | 24.50 | 24.50 | 7.47 | 7.47 | 7.47 | 31.66 | 31.66 | 31.66 | 49.4 | 51.4 | 52.1 | 3.44 | 4.28 | 4.17 | 4.99 | 4.85 | 4.80 | 7 | 8.00 |
| | 0:32 | | Middle | 2.0 | 24.50 | 24.50 | | 7.47 | 7.47 | | 31.66 | 31.66 | | 53.4 | 54.1 | | 4.45 | 4.51 | | 4.84 | 4.52 | | 9 | |



**Water Monitoring Result at C3 - HKCEC Phase I
Mid-Flood Tide**

| Date | Time | Weather Condition | Sampling Depth | | Water Temperature | | pH | | | Salinity | | DO Saturation | | DO | | Turbidity | | Suspended Solids | | Remarks | | | | | |
|-----------|-------|-------------------|----------------|-------|-------------------|-------|---------|-------|---------|----------|---------|---------------|---------|-------|---------|-----------|---------|------------------|---------|---------|-------|-------|----|-------|--|
| | | | | | °C | | - | | | ppt | | % | | mg/L | | NTU | | mg/L | | | | | | | |
| | | | m | Value | Average | Value | Average | Value | Average | Value | Average | Value | Average | Value | Average | Value | Average | Value | Average | | | | | | |
| 28/4/2011 | 15:15 | Cloudy | Middle | 3.0 | 24.20 | 24.20 | 24.15 | 7.88 | 7.88 | 7.88 | 32.30 | 32.30 | 32.30 | 68.0 | 67.2 | 67.1 | 4.75 | 4.68 | 4.67 | 12.00 | 12.20 | 11.58 | 17 | 16.50 | Back filling; Repeated measurement: 11.13; Outside silt screen: 6.59 |
| | 15:18 | | Middle | 3.0 | 24.10 | 24.10 | | 7.87 | 7.87 | | 32.30 | 32.30 | | 66.7 | 66.4 | | 4.65 | 4.61 | | 11.40 | 10.70 | | | | |
| 30/4/2011 | 15:16 | Cloudy | Middle | 3.0 | 23.90 | 23.90 | 23.95 | 7.89 | 7.89 | 7.90 | 32.70 | 32.70 | 32.65 | 84.4 | 84.1 | 83.8 | 5.91 | 5.85 | 5.85 | 21.00 | 21.10 | 20.80 | 17 | 18.00 | Repeated measurement: 17.85 (inside turbidity); 8.75 (outside turbidity) |
| | 15:18 | | Middle | 3.0 | 24.00 | 24.00 | | 7.90 | 7.90 | | 32.60 | 32.60 | | 83.5 | 83.3 | | 5.84 | 5.80 | | 20.60 | 20.50 | | | | |
| 3/5/2011 | 17:45 | Cloudy | Middle | 3.0 | 25.10 | 25.10 | 25.05 | 7.86 | 7.86 | 7.87 | 31.90 | 31.90 | 31.85 | 78.7 | 77.1 | 77.3 | 5.33 | 5.31 | 5.30 | 11.70 | 11.60 | 11.55 | 15 | 15.00 | Repeated measurement: 11.35; Outside silt screen: 5.91 |
| | 17:48 | | Middle | 3.0 | 25.00 | 25.00 | | 7.87 | 7.87 | | 31.80 | 31.80 | | 77.0 | 76.5 | | 5.28 | 5.26 | | 11.40 | 11.50 | | | | |
| 5/5/2011 | 20:50 | Cloudy | Middle | 3.0 | 24.20 | 24.20 | 24.20 | 7.86 | 7.86 | 7.86 | 32.00 | 32.00 | 32.00 | 81.4 | 81.3 | 81.2 | 5.64 | 5.63 | 5.63 | 6.60 | 6.58 | 6.77 | 9 | 8.00 | Outside silt screen: 6.26 |
| | 20:51 | | Middle | 3.0 | 24.20 | 24.20 | | 7.86 | 7.86 | | 32.00 | 32.00 | | 81.1 | 81.0 | | 5.62 | 5.61 | | 6.90 | 7.01 | | | | |
| 7/5/2011 | 21:19 | Cloudy | Middle | 2.5 | 25.50 | 25.50 | 25.50 | 7.83 | 7.83 | 7.83 | 31.60 | 31.60 | 31.60 | 87.0 | 86.9 | 86.7 | 5.83 | 5.82 | 5.81 | 5.45 | 5.41 | 5.30 | 6 | 6.00 | Outside silt screen: 6.04 |
| | 21:20 | | Middle | 2.5 | 25.50 | 25.50 | | 7.83 | 7.83 | | 31.60 | 31.60 | | 86.4 | 86.3 | | 5.79 | 5.78 | | 5.23 | 5.12 | | | | |
| 10/5/2011 | 22:53 | Cloudy | Middle | 2.5 | 26.60 | 26.60 | 26.60 | 7.85 | 7.85 | 7.85 | 31.40 | 31.40 | 31.40 | 76.6 | 76.5 | 76.3 | 5.24 | 5.21 | 5.21 | 4.24 | 4.14 | 4.09 | 3 | 3.00 | Outside silt screen: 4.72 |
| | 22:54 | | Middle | 2.5 | 26.60 | 26.60 | | 7.85 | 7.85 | | 31.40 | 31.40 | | 76.2 | 76.0 | | 5.19 | 5.18 | | 4.02 | 3.95 | | | | |
| 12/5/2011 | 11:48 | Fine | Middle | 2.5 | 26.90 | 26.90 | 26.90 | 7.96 | 7.96 | 7.96 | 30.60 | 30.60 | 30.60 | 86.7 | 86.5 | 86.3 | 5.82 | 5.80 | 5.79 | 27.60 | 27.70 | 27.03 | 33 | 32.00 | Repeated measurement: 25.98; Outside silt screen: 8.63; Brownish-yellow water was observed |
| | 11:53 | | Middle | 2.5 | 26.90 | 26.90 | | 7.96 | 7.96 | | 30.60 | 30.60 | | 86.1 | 85.8 | | 5.77 | 5.75 | | 26.70 | 26.10 | | | | |
| 14/5/2011 | 15:20 | Cloudy | Middle | 2.5 | 25.30 | 25.30 | 25.35 | 7.98 | 7.98 | 7.99 | 31.40 | 31.40 | 31.35 | 79.6 | 78.9 | 78.9 | 5.45 | 5.42 | 5.42 | 10.30 | 10.40 | 10.53 | 10 | 9.50 | Repeated measurement: 10.30; Outside silt screen: 8.94; Backfilling |
| | 15:23 | | Middle | 2.5 | 25.40 | 25.40 | | 7.99 | 7.99 | | 31.30 | 31.30 | | 78.7 | 78.2 | | 5.43 | 5.38 | | 10.50 | 10.90 | | | | |
| 16/5/2011 | 17:30 | Rainy | Middle | 2.5 | 25.80 | 25.80 | 25.80 | 7.97 | 7.97 | 7.97 | 31.50 | 31.50 | 31.50 | 85.1 | 83.9 | 83.6 | 5.79 | 5.68 | 5.65 | 5.57 | 5.20 | 5.17 | 5 | 5.50 | Outside silt curtain: 4.59 |
| | 17:33 | | Middle | 2.5 | 25.80 | 25.80 | | 7.97 | 7.97 | | 31.50 | 31.50 | | 83.9 | 81.6 | | 5.57 | 5.55 | | 5.00 | 4.90 | | | | |
| 18/5/2011 | 17:05 | Cloudy | Middle | 1.0 | 24.30 | 24.30 | 24.35 | 7.79 | 7.79 | 7.80 | 31.50 | 31.50 | 31.55 | 86.8 | 86.0 | 85.7 | 6.02 | 5.98 | 5.95 | 4.65 | 4.59 | 4.69 | 7 | 6.50 | Backfilling |
| | 17:08 | | Middle | 1.0 | 24.40 | 24.40 | | 7.80 | 7.80 | | 31.60 | 31.60 | | 85.4 | 84.7 | | 5.91 | 5.88 | | 4.58 | 4.93 | | | | |
| 20/5/2011 | 21:15 | Cloudy | Middle | 2.5 | 25.60 | 25.60 | 25.65 | 7.12 | 7.12 | 7.12 | 30.09 | 30.09 | 30.08 | 50.2 | 51.1 | 50.7 | 3.46 | 3.52 | 3.49 | 3.21 | 2.91 | 3.14 | 3 | 2.50 | Outside silt screen: 4.29 |
| | 21:16 | | Middle | 2.5 | 25.70 | 25.70 | | 7.12 | 7.12 | | 30.07 | 30.07 | | 50.2 | 51.1 | | 3.46 | 3.52 | | 3.53 | 2.89 | | | | |
| 24/5/2011 | 23:06 | Cloudy | Middle | 2.5 | 25.60 | 25.60 | 25.60 | 7.90 | 7.90 | 7.90 | 30.20 | 30.20 | 30.20 | 81.8 | 81.4 | 81.4 | 5.54 | 5.53 | 5.52 | 2.97 | 2.80 | 2.83 | 6 | 5.00 | Outside silt screen: 5.68 |
| | 23:07 | | Middle | 2.5 | 25.60 | 25.60 | | 7.90 | 7.90 | | 30.20 | 30.20 | | 81.3 | 81.1 | | 5.51 | 5.49 | | 2.76 | 2.79 | | | | |
| 26/5/2011 | 0:06 | Cloudy | Middle | 2.5 | 24.40 | 24.40 | 24.40 | 7.52 | 7.52 | 7.52 | 31.63 | 31.63 | 31.63 | 50.0 | 49.8 | 49.8 | 3.49 | 3.47 | 3.47 | 5.01 | 4.87 | 4.83 | 6 | 5.50 | Outside silt screen: 5.99 |
| | 0:07 | | Middle | 2.5 | 24.40 | 24.40 | | 7.52 | 7.52 | | 31.63 | 31.63 | | 49.2 | 50.1 | | 3.43 | 3.50 | | 4.70 | 4.75 | | | | |



**Water Monitoring Result at C4e - WCT / GEC
Mid-Flood Tide**

| Date | Time | Weather Condition | Sampling Depth | | Water Temperature | | | pH | | | Salinity | | | DO Saturation | | | DO | | | Turbidity | | | Suspended Solids | |
|-----------|-------|-------------------|----------------|-------|-------------------|-------|---------|-------|---------|-------|----------|-------|---------|---------------|---------|-------|---------|-------|---------|-----------|---------|-------|------------------|-------|
| | | | | | °C | | - | | ppt | | % | | mg/L | | NTU | | mg/L | | | | | | | |
| | | | m | Value | Average | Value | Average | Value | Average | Value | Average | Value | Average | Value | Average | Value | Average | Value | Average | Value | Average | Value | Average | |
| 28/4/2011 | 15:00 | Cloudy | Middle | 1.5 | 24.30 | 24.40 | 24.35 | 7.83 | 7.83 | 7.83 | 32.10 | 32.10 | 32.05 | 82.1 | 81.8 | 80.9 | 5.71 | 5.66 | 5.61 | 1.69 | 1.41 | 1.60 | 9 | 8.00 |
| | 15:03 | | Middle | 1.5 | 24.30 | 24.40 | | 7.82 | 7.82 | | 32.00 | 32.00 | | 80.0 | 79.5 | | 5.57 | 5.51 | | 1.37 | 1.91 | | 7 | |
| 30/4/2011 | 14:55 | Cloudy | Middle | 1.5 | 23.90 | 23.90 | 23.85 | 7.80 | 7.80 | 7.81 | 32.50 | 32.50 | 32.40 | 78.2 | 77.0 | 77.1 | 5.45 | 5.38 | 5.38 | 6.29 | 6.21 | 6.25 | 7 | 7.50 |
| | 14:58 | | Middle | 1.5 | 23.80 | 23.80 | | 7.81 | 7.81 | | 32.30 | 32.30 | | 76.7 | 76.4 | | 5.35 | 5.34 | | 6.46 | 6.04 | | 8 | |
| 3/5/2011 | 17:35 | Cloudy | Middle | 1.5 | 25.30 | 25.30 | 25.35 | 7.82 | 7.82 | 7.82 | 31.70 | 31.70 | 31.65 | 70.0 | 69.2 | 69.2 | 4.77 | 4.74 | 4.73 | 4.14 | 4.13 | 3.85 | 14 | 10.00 |
| | 17:38 | | Middle | 1.5 | 25.40 | 25.40 | | 7.81 | 7.81 | | 31.60 | 31.60 | | 69.0 | 68.7 | | 4.71 | 4.69 | | 3.56 | 3.55 | | 6 | |
| 5/5/2011 | 19:57 | Cloudy | Middle | 2.0 | 24.40 | 24.40 | 24.40 | 7.84 | 7.84 | 7.84 | 31.90 | 31.90 | 31.90 | 85.4 | 85.3 | 85.2 | 5.86 | 5.84 | 5.83 | 4.96 | 4.95 | 4.99 | 6 | 7.00 |
| | 19:58 | | Middle | 2.0 | 24.40 | 24.40 | | 7.84 | 7.84 | | 31.90 | 31.90 | | 85.1 | 85.0 | | 5.82 | 5.81 | | 5.05 | 5.01 | | 8 | |
| 7/5/2011 | 21:44 | Cloudy | Middle | 2.0 | 25.00 | 25.00 | 25.00 | 7.83 | 7.83 | 7.83 | 31.30 | 31.30 | 31.30 | 84.9 | 84.7 | 84.6 | 5.76 | 5.75 | 5.74 | 4.94 | 5.01 | 5.01 | 5 | 5.50 |
| | 21:45 | | Middle | 2.0 | 25.00 | 25.00 | | 7.83 | 7.83 | | 31.30 | 31.30 | | 84.4 | 84.3 | | 5.72 | 5.71 | | 5.03 | 5.06 | | 6 | |
| 10/5/2011 | 22:38 | Cloudy | Middle | 2.0 | 25.70 | 25.70 | 25.70 | 7.82 | 7.82 | 7.82 | 31.20 | 31.20 | 31.20 | 76.6 | 76.3 | 76.1 | 5.39 | 5.35 | 5.32 | 4.33 | 4.48 | 4.27 | 4 | 5.00 |
| | 22:39 | | Middle | 2.0 | 25.70 | 25.70 | | 7.82 | 7.82 | | 31.20 | 31.20 | | 75.9 | 75.7 | | 5.30 | 5.25 | | 4.06 | 4.21 | | 6 | |
| 12/5/2011 | 11:25 | Fine | Middle | 1.5 | 27.30 | 27.30 | 27.30 | 7.94 | 7.94 | 7.93 | 30.60 | 30.60 | 30.60 | 87.3 | 86.6 | 86.3 | 5.79 | 5.75 | 5.73 | 5.70 | 5.68 | 5.48 | 8 | 8.00 |
| | 11:29 | | Middle | 1.5 | 27.30 | 27.30 | | 7.92 | 7.92 | | 30.60 | 30.60 | | 85.9 | 85.3 | | 5.70 | 5.66 | | 5.31 | 5.22 | | 8 | |
| 14/5/2011 | 15:10 | Cloudy | Middle | 1.0 | 25.20 | 25.20 | 25.25 | 7.90 | 7.90 | 7.90 | 31.50 | 31.50 | 31.45 | 78.6 | 78.3 | 78.2 | 5.41 | 5.39 | 5.38 | 5.15 | 5.28 | 5.26 | 4 | 5.00 |
| | 15:13 | | Middle | 1.0 | 25.30 | 25.30 | | 7.90 | 7.91 | | 31.40 | 31.40 | | 78.2 | 77.8 | | 5.38 | 5.35 | | 5.36 | 5.23 | | 6 | |
| 16/5/2011 | 17:10 | Rainy | Middle | 1.0 | 25.90 | 25.90 | 25.90 | 7.95 | 7.95 | 7.95 | 31.50 | 31.50 | 31.50 | 81.9 | 82.2 | 80.7 | 5.56 | 5.53 | 5.47 | 5.90 | 5.43 | 5.53 | 7 | 7.00 |
| | 17:12 | | Middle | 1.0 | 25.90 | 25.90 | | 7.94 | 7.94 | | 31.50 | 31.50 | | 79.6 | 78.9 | | 5.40 | 5.37 | | 5.31 | 5.46 | | 7 | |
| 18/5/2011 | 20:42 | Cloudy | Middle | 2.0 | 22.10 | 22.10 | 22.30 | 7.11 | 7.11 | 7.11 | 30.97 | 30.93 | 30.92 | 61.4 | 61.5 | 61.4 | 4.45 | 4.46 | 4.45 | 4.39 | 5.02 | 4.82 | 4 | 5.00 |
| | 20:43 | | Middle | 2.0 | 22.50 | 22.50 | | 7.11 | 7.11 | | 30.89 | 30.89 | | 63.6 | 59.2 | | 4.61 | 4.29 | | 4.77 | 5.10 | | 6 | |
| 20/5/2011 | 21:00 | Cloudy | Middle | 2.0 | 25.80 | 25.80 | 25.80 | 7.20 | 7.20 | 7.20 | 30.09 | 30.09 | 30.09 | 52.6 | 52.8 | 53.2 | 3.61 | 3.62 | 3.65 | 4.52 | 5.05 | 4.77 | 5 | 5.50 |
| | 21:01 | | Middle | 2.0 | 25.80 | 25.80 | | 7.20 | 7.20 | | 30.08 | 30.08 | | 53.6 | 53.6 | | 3.68 | 3.68 | | 4.67 | 4.82 | | 6 | |
| 24/5/2011 | 22:23 | Cloudy | Middle | 2.0 | 25.50 | 25.50 | 25.50 | 7.88 | 7.88 | 7.88 | 30.10 | 30.10 | 30.10 | 78.9 | 78.8 | 78.7 | 5.34 | 5.33 | 5.32 | 5.72 | 5.56 | 5.58 | 4 | 5.00 |
| | 22:24 | | Middle | 2.0 | 25.50 | 25.50 | | 7.88 | 7.88 | | 30.10 | 30.10 | | 78.6 | 78.4 | | 5.31 | 5.30 | | 5.62 | 5.40 | | 6 | |
| 26/5/2011 | 23:42 | Cloudy | Middle | 2.0 | 24.30 | 24.30 | 24.30 | 7.53 | 7.53 | 7.53 | 31.48 | 31.48 | 31.48 | 60.3 | 60.3 | 60.2 | 4.22 | 4.22 | 4.19 | 4.41 | 4.28 | 4.28 | 5 | 6.00 |
| | 23:43 | | Middle | 2.0 | 24.30 | 24.30 | | 7.53 | 7.53 | | 31.48 | 31.48 | | 59.5 | 60.5 | | 4.10 | 4.22 | | 4.32 | 4.10 | | 7 | |



**Water Monitoring Result at C4w - WCT / GEC
Mid-Flood Tide**

| Date | Time | Weather Condition | Sampling Depth | | Water Temperature | | | pH | | | Salinity | | | DO Saturation | | DO | | Turbidity | | Suspended Solids | | | | |
|-----------|-------|-------------------|----------------|-------|-------------------|-------|---------|-------|---------|-------|----------|-------|---------|---------------|---------|-------|---------|-----------|---------|------------------|------|------|----|------|
| | | | | | °C | | - | | ppt | | % | | mg/L | | NTU | | mg/L | | | | | | | |
| | | | m | Value | Average | Value | Average | Value | Average | Value | Average | Value | Average | Value | Average | Value | Average | Value | Average | | | | | |
| 28/4/2011 | 14:50 | Cloudy | Middle | 1.5 | 24.40 | 24.40 | 24.40 | 7.78 | 7.78 | 7.79 | 32.10 | 32.10 | 32.10 | 74.6 | 74.3 | 74.0 | 5.19 | 5.14 | 5.13 | 1.68 | 1.35 | 1.52 | 4 | 4.50 |
| | 14:53 | | Middle | 1.5 | 24.40 | 24.40 | | 7.79 | 7.79 | | 32.10 | 32.10 | | 73.7 | 73.3 | | 5.12 | 5.08 | | 1.58 | 1.48 | | 5 | |
| 30/4/2011 | 14:45 | Cloudy | Middle | 1.5 | 24.10 | 24.10 | 24.15 | 7.76 | 7.76 | 7.77 | 32.20 | 32.20 | 32.15 | 76.7 | 75.8 | 75.7 | 5.35 | 5.29 | 5.28 | 2.10 | 2.13 | 2.07 | 2 | 2.00 |
| | 14:48 | | Middle | 1.5 | 24.20 | 24.20 | | 7.77 | 7.77 | | 32.10 | 32.10 | | 75.5 | 74.7 | | 5.25 | 5.22 | | 2.00 | 2.06 | | 2 | |
| 3/5/2011 | 17:25 | Cloudy | Middle | 1.5 | 25.40 | 25.40 | 25.45 | 7.82 | 7.82 | 7.83 | 31.60 | 31.60 | 31.55 | 83.5 | 82.3 | 81.8 | 5.69 | 5.62 | 5.59 | 4.89 | 4.54 | 4.76 | 4 | 4.00 |
| | 17:28 | | Middle | 1.5 | 25.50 | 25.50 | | 7.83 | 7.83 | | 31.50 | 31.50 | | 81.4 | 80.1 | | 5.54 | 5.50 | | 4.84 | 4.77 | | 4 | |
| 5/5/2011 | 20:15 | Cloudy | Middle | 2.0 | 24.50 | 24.50 | 24.50 | 7.72 | 7.72 | 7.72 | 31.80 | 31.80 | 31.80 | 77.8 | 77.4 | 77.4 | 5.32 | 5.30 | 5.29 | 1.16 | 1.05 | 1.05 | 4 | 3.50 |
| | 20:16 | | Middle | 2.0 | 24.50 | 24.50 | | 7.72 | 7.72 | | 31.80 | 31.80 | | 77.3 | 77.0 | | 5.27 | 5.26 | | 0.97 | 1.01 | | 3 | |
| 7/5/2011 | 21:52 | Cloudy | Middle | 2.0 | 25.00 | 25.00 | 25.00 | 7.80 | 7.80 | 7.80 | 31.30 | 31.30 | 31.30 | 78.9 | 78.8 | 78.7 | 5.33 | 5.32 | 5.31 | 1.60 | 1.52 | 1.52 | 4 | 3.50 |
| | 21:53 | | Middle | 2.0 | 25.00 | 25.00 | | 7.80 | 7.80 | | 31.30 | 31.30 | | 78.6 | 78.5 | | 5.29 | 5.28 | | 1.48 | 1.47 | | 3 | |
| 10/5/2011 | 22:44 | Cloudy | Middle | 2.0 | 26.20 | 26.20 | 26.20 | 7.81 | 7.81 | 7.81 | 31.20 | 31.20 | 31.20 | 61.3 | 60.9 | 60.8 | 4.24 | 4.21 | 4.21 | 1.35 | 1.41 | 1.40 | 3 | 3.00 |
| | 22:45 | | Middle | 2.0 | 26.20 | 26.20 | | 7.81 | 7.81 | | 31.20 | 31.20 | | 60.6 | 60.4 | | 4.20 | 4.18 | | 1.43 | 1.42 | | 3 | |
| 12/5/2011 | 11:36 | Fine | Middle | 1.5 | 26.90 | 26.90 | 26.95 | 7.79 | 7.79 | 7.79 | 30.50 | 30.50 | 30.50 | 62.8 | 62.4 | 62.1 | 4.21 | 4.18 | 4.16 | 1.27 | 1.26 | 1.25 | <2 | <2 |
| | 11:40 | | Middle | 1.5 | 27.00 | 27.00 | | 7.79 | 7.79 | | 30.50 | 30.50 | | 61.8 | 61.4 | | 4.13 | 4.11 | | 1.26 | 1.21 | | <2 | |
| 14/5/2011 | 15:20 | Cloudy | Middle | 1.5 | 25.20 | 25.20 | 25.25 | 7.84 | 7.84 | 7.85 | 31.00 | 31.00 | 31.05 | 71.8 | 71.3 | 70.7 | 4.96 | 4.90 | 4.87 | 1.32 | 1.64 | 1.47 | <2 | <2 |
| | 15:23 | | Middle | 1.5 | 25.30 | 25.30 | | 7.85 | 7.85 | | 31.10 | 31.10 | | 70.3 | 69.4 | | 4.83 | 4.79 | | 1.36 | 1.56 | | <2 | |
| 16/5/2011 | 16:55 | Rainy | Middle | 1.0 | 26.00 | 26.00 | 26.00 | 7.95 | 7.95 | 7.95 | 31.40 | 31.40 | 31.90 | 81.4 | 80.8 | 80.4 | 5.52 | 5.50 | 5.46 | 5.44 | 5.17 | 5.15 | 6 | 6.00 |
| | 16:58 | | Middle | 1.0 | 26.00 | 26.00 | | 7.95 | 7.95 | | 32.40 | 32.40 | | 79.9 | 79.3 | | 5.42 | 5.39 | | 4.94 | 5.03 | | 6 | |
| 18/5/2011 | 20:49 | Cloudy | Middle | 2.0 | 24.10 | 24.10 | 24.10 | 7.21 | 7.21 | 7.21 | 30.82 | 30.82 | 30.85 | 65.5 | 61.2 | 63.2 | 4.62 | 4.32 | 4.46 | 1.72 | 1.68 | 1.69 | 4 | 3.00 |
| | 20:51 | | Middle | 2.0 | 24.10 | 24.10 | | 7.21 | 7.21 | | 30.87 | 30.87 | | 63.7 | 62.2 | | 4.49 | 4.40 | | 1.76 | 1.59 | | 2 | |
| 20/5/2011 | 21:08 | Cloudy | Middle | 2.0 | 25.90 | 25.90 | 25.90 | 7.03 | 7.03 | 7.03 | 30.05 | 30.05 | 30.05 | 49.9 | 49.9 | 50.1 | 3.42 | 3.42 | 3.44 | 2.01 | 1.68 | 1.92 | 2 | 2.00 |
| | 21:09 | | Middle | 2.0 | 25.90 | 25.90 | | 7.03 | 7.03 | | 30.05 | 30.05 | | 50.3 | 50.2 | | 3.47 | 3.46 | | 2.13 | 1.87 | | <2 | |
| 24/5/2011 | 22:39 | Cloudy | Middle | 2.0 | 25.10 | 25.10 | 25.10 | 7.70 | 7.70 | 7.70 | 29.30 | 29.30 | 29.30 | 75.4 | 74.9 | 74.5 | 5.06 | 5.03 | 5.00 | 1.23 | 1.05 | 1.09 | 6 | 5.00 |
| | 22:40 | | Middle | 2.0 | 25.10 | 25.10 | | 7.70 | 7.70 | | 29.30 | 29.30 | | 73.9 | 73.7 | | 4.96 | 4.93 | | 1.13 | 0.95 | | 4 | |
| 26/5/2011 | 23:55 | Cloudy | Middle | 2.0 | 24.40 | 24.40 | 24.40 | 7.17 | 7.17 | 7.17 | 31.03 | 31.03 | 31.04 | 56.7 | 56.7 | 55.7 | 3.95 | 3.95 | 3.87 | 1.03 | 0.92 | 1.03 | <2 | 2.00 |
| | 23:56 | | Middle | 2.0 | 24.40 | 24.40 | | 7.17 | 7.17 | | 31.04 | 31.04 | | 54.8 | 54.7 | | 3.78 | 3.78 | | 1.22 | 0.95 | | 2 | |



**Water Monitoring Result at C5e - Sun Hung Kai Centre
Mid-Flood Tide**

| Date | Time | Weather Condition | Sampling Depth | | Water Temperature | | | pH | | | Salinity | | | DO Saturation | | | DO | | Turbidity | | | Suspended Solids | | |
|-----------|-------|-------------------|----------------|-------|-------------------|-------|---------|-------|---------|-------|----------|-------|---------|---------------|---------|-------|---------|-------|-----------|-------|---------|------------------|----|-------|
| | | | | | °C | | - | | ppt | | % | | mg/L | | NTU | | mg/L | | | | | | | |
| | | | m | Value | Average | Value | Average | Value | Average | Value | Average | Value | Average | Value | Average | Value | Average | Value | Average | Value | Average | | | |
| 28/4/2011 | 14:23 | Cloudy | Middle | 1.5 | 24.80 | 24.80 | 24.85 | 7.84 | 7.84 | 7.84 | 32.20 | 32.20 | 32.25 | 82.1 | 81.5 | 81.2 | 5.66 | 5.61 | 5.60 | 2.86 | 2.94 | 2.93 | 5 | 5.50 |
| | 14:26 | | Middle | 1.5 | 24.90 | 24.90 | | 7.83 | 7.83 | | 32.30 | 32.30 | | 80.8 | 80.4 | | 5.58 | 5.53 | | 2.81 | 3.11 | | 6 | |
| 30/4/2011 | 14:33 | Cloudy | Middle | 1.5 | 25.00 | 25.00 | 24.95 | 7.89 | 7.89 | 7.89 | 32.40 | 32.40 | 32.35 | 82.8 | 82.3 | 82.0 | 5.67 | 5.62 | 5.60 | 7.31 | 7.33 | 7.13 | 7 | 8.00 |
| | 14:36 | | Middle | 1.5 | 24.90 | 24.90 | | 7.88 | 7.88 | | 32.30 | 32.30 | | 81.6 | 81.1 | | 5.59 | 5.53 | | 7.08 | 6.80 | | 9 | |
| 3/5/2011 | 17:15 | Cloudy | Middle | 1.5 | 25.30 | 25.30 | 25.35 | 7.84 | 7.84 | 7.84 | 31.80 | 31.80 | 31.75 | 84.6 | 83.7 | 83.3 | 5.76 | 5.72 | 5.69 | 6.48 | 6.82 | 6.69 | 14 | 15.00 |
| | 17:18 | | Middle | 1.5 | 25.40 | 25.40 | | 7.83 | 7.83 | | 31.70 | 31.70 | | 82.9 | 82.1 | | 5.65 | 5.61 | | 6.93 | 6.54 | | 16 | |
| 5/5/2011 | 19:15 | Cloudy | Middle | 2.0 | 24.30 | 24.30 | 24.30 | 7.81 | 7.81 | 7.81 | 30.90 | 30.90 | 30.90 | 74.4 | 74.3 | 74.2 | 5.14 | 5.13 | 5.13 | 4.75 | 4.86 | 4.63 | 9 | 8.00 |
| | 19:16 | | Middle | 2.0 | 24.30 | 24.30 | | 7.81 | 7.81 | | 30.90 | 30.90 | | 74.0 | 73.9 | | 5.12 | 5.11 | | 4.48 | 4.43 | | 7 | |
| 7/5/2011 | 20:36 | Cloudy | Middle | 2.0 | 25.20 | 25.20 | 25.20 | 7.85 | 7.85 | 7.85 | 31.30 | 31.30 | 31.30 | 84.7 | 84.6 | 84.5 | 5.78 | 5.76 | 5.76 | 5.38 | 5.66 | 5.38 | 6 | 7.00 |
| | 20:37 | | Middle | 2.0 | 25.20 | 25.20 | | 7.85 | 7.85 | | 31.30 | 31.30 | | 84.3 | 84.2 | | 5.75 | 5.74 | | 5.30 | 5.17 | | 8 | |
| 10/5/2011 | 21:57 | Cloudy | Middle | 2.0 | 25.50 | 25.50 | 25.50 | 7.84 | 7.84 | 7.84 | 30.40 | 30.40 | 30.40 | 69.2 | 68.6 | 68.6 | 4.98 | 4.94 | 4.93 | 3.65 | 3.20 | 3.34 | 7 | 6.00 |
| | 21:58 | | Middle | 2.0 | 25.50 | 25.50 | | 7.84 | 7.84 | | 30.40 | 30.40 | | 68.5 | 68.1 | | 4.92 | 4.87 | | 3.14 | 3.35 | | 5 | |
| 12/5/2011 | 11:10 | Fine | Middle | 1.5 | 27.60 | 27.60 | 27.75 | 7.90 | 7.90 | 7.90 | 30.40 | 30.40 | 30.40 | 81.1 | 80.1 | 79.6 | 5.36 | 5.29 | 5.25 | 3.42 | 3.32 | 3.27 | 4 | 5.00 |
| | 11:13 | | Middle | 1.5 | 27.90 | 27.90 | | 7.89 | 7.89 | | 30.40 | 30.40 | | 78.9 | 78.2 | | 5.19 | 5.15 | | 3.14 | 3.19 | | 6 | |
| 14/5/2011 | 14:00 | Cloudy | Middle | 1.0 | 24.70 | 24.70 | 24.70 | 7.87 | 7.87 | 7.87 | 30.80 | 30.80 | 30.85 | 70.4 | 67.9 | 69.2 | 4.96 | 4.79 | 4.89 | 6.75 | 6.73 | 6.57 | 7 | 6.50 |
| | 14:03 | | Middle | 1.0 | 24.70 | 24.70 | | 7.87 | 7.87 | | 30.90 | 30.90 | | 70.5 | 68.1 | | 4.98 | 4.81 | | 6.34 | 6.44 | | 6 | |
| 16/5/2011 | 16:25 | Rainy | Middle | 1.5 | 26.00 | 26.00 | 25.95 | 7.95 | 7.95 | 7.96 | 31.40 | 31.40 | 31.40 | 84.7 | 83.9 | 83.3 | 5.76 | 5.69 | 5.66 | 4.56 | 4.67 | 4.58 | 8 | 7.00 |
| | 16:27 | | Middle | 1.5 | 25.90 | 25.90 | | 7.96 | 7.96 | | 31.40 | 31.40 | | 82.6 | 81.9 | | 5.62 | 5.56 | | 4.51 | 4.56 | | 6 | |
| 18/5/2011 | 20:13 | Cloudy | Middle | 2.0 | 24.30 | 24.30 | 24.30 | 7.15 | 7.15 | 7.16 | 30.81 | 30.81 | 30.82 | 61.0 | 61.7 | 60.0 | 4.28 | 4.33 | 4.21 | 2.51 | 2.59 | 2.59 | 3 | 3.50 |
| | 20:14 | | Middle | 2.0 | 24.30 | 24.30 | | 7.16 | 7.16 | | 30.82 | 30.82 | | 59.4 | 57.7 | | 4.17 | 4.04 | | 2.53 | 2.74 | | 4 | |
| 20/5/2011 | 20:36 | Cloudy | Middle | 2.0 | 25.70 | 25.70 | 25.75 | 7.14 | 7.14 | 7.14 | 28.39 | 28.39 | 28.39 | 52.5 | 51.0 | 51.2 | 3.64 | 3.54 | 3.54 | 2.59 | 2.49 | 2.48 | 3 | 2.50 |
| | 20:37 | | Middle | 2.0 | 25.80 | 25.80 | | 7.14 | 7.14 | | 28.39 | 28.39 | | 50.1 | 51.2 | | 3.47 | 3.52 | | 2.40 | 2.45 | | 2 | |
| 24/5/2011 | 21:52 | Cloudy | Middle | 2.0 | 25.10 | 25.10 | 25.10 | 7.83 | 7.83 | 7.83 | 28.30 | 28.30 | 28.30 | 79.2 | 79.0 | 78.9 | 5.36 | 5.34 | 5.33 | 2.49 | 2.33 | 2.37 | 4 | 5.00 |
| | 21:53 | | Middle | 2.0 | 25.10 | 25.10 | | 7.83 | 7.83 | | 28.30 | 28.30 | | 78.9 | 78.6 | | 5.33 | 5.29 | | 2.36 | 2.28 | | 6 | |
| 26/5/2011 | 23:16 | Cloudy | Middle | 2.0 | 24.10 | 24.10 | 24.10 | 7.41 | 7.41 | 7.41 | 30.07 | 30.07 | 30.07 | 50.5 | 50.6 | 51.6 | 3.56 | 3.56 | 3.63 | 2.76 | 1.82 | 2.16 | 4 | 3.50 |
| | 23:17 | | Middle | 2.0 | 24.10 | 24.10 | | 7.41 | 7.41 | | 30.07 | 30.07 | | 52.6 | 52.8 | | 3.70 | 3.71 | | 2.07 | 1.99 | | 3 | |



**Water Monitoring Result at C5w - Sun Hung Kai Centre
Mid-Flood Tide**

| Date | Time | Weather Condition | Sampling Depth | | Water Temperature | | | pH | | | Salinity | | | DO Saturation | | DO | | Turbidity | | Suspended Solids | | | | |
|-----------|-------|-------------------|----------------|-----|-------------------|---------|-------|-------|---------|------|----------|---------|-------|---------------|---------|------|-------|-----------|------|------------------|---------|------|----|-------|
| | | | | | °C | | | - | | | ppt | | | % | | mg/L | | NTU | | mg/L | | | | |
| | | | m | | Value | Average | | Value | Average | | Value | Average | | Value | Average | | Value | Average | | Value | Average | | | |
| 28/4/2011 | 14:30 | Cloudy | Middle | 1.5 | 24.80 | 24.80 | 24.80 | 7.85 | 7.85 | 7.85 | 32.20 | 32.20 | 32.15 | 73.5 | 73.3 | 73.0 | 5.06 | 5.04 | 5.03 | 2.65 | 2.78 | 2.59 | 6 | 5.00 |
| | 14:33 | | Middle | 1.5 | 24.80 | 24.80 | | 7.84 | 7.84 | | 32.10 | 32.10 | | 72.8 | 72.5 | | 5.02 | 4.98 | | 2.58 | 2.35 | | 4 | |
| 30/4/2011 | 14:26 | Cloudy | Middle | 1.5 | 25.10 | 25.10 | 25.15 | 7.83 | 7.83 | 7.84 | 32.50 | 32.50 | 32.45 | 85.4 | 84.8 | 84.3 | 5.83 | 5.79 | 5.75 | 4.41 | 4.36 | 4.29 | 4 | 4.00 |
| | 14:29 | | Middle | 1.5 | 25.20 | 25.20 | | 7.84 | 7.84 | | 32.40 | 32.40 | | 83.7 | 83.3 | | 5.71 | 5.65 | | 4.25 | 4.14 | | 4 | |
| 3/5/2011 | 17:07 | Cloudy | Middle | 1.5 | 25.60 | 25.60 | 25.55 | 7.89 | 7.89 | 7.89 | 31.60 | 31.60 | 31.55 | 78.8 | 77.8 | 77.5 | 5.35 | 5.31 | 5.28 | 6.76 | 7.08 | 6.92 | 11 | 10.50 |
| | 17:10 | | Middle | 1.5 | 25.50 | 25.50 | | 7.88 | 7.88 | | 31.50 | 31.50 | | 77.1 | 76.3 | | 5.23 | 5.21 | | 6.84 | 6.99 | | 10 | |
| 5/5/2011 | 19:32 | Cloudy | Middle | 2.0 | 24.20 | 24.20 | 24.20 | 7.85 | 7.85 | 7.85 | 30.80 | 30.80 | 30.80 | 82.6 | 82.5 | 82.3 | 5.72 | 5.71 | 5.69 | 3.30 | 3.39 | 3.35 | 5 | 5.00 |
| | 19:33 | | Middle | 2.0 | 24.20 | 24.20 | | 7.85 | 7.85 | | 30.80 | 30.80 | | 82.0 | 81.9 | | 5.68 | 5.66 | | 3.25 | 3.45 | | 5 | |
| 7/5/2011 | 20:49 | Cloudy | Middle | 2.0 | 25.00 | 25.00 | 25.00 | 7.90 | 7.90 | 7.90 | 31.40 | 31.40 | 31.40 | 86.8 | 86.7 | 86.5 | 5.90 | 5.89 | 5.88 | 5.73 | 5.83 | 5.77 | 8 | 8.00 |
| | 20:50 | | Middle | 2.0 | 25.00 | 25.00 | | 7.90 | 7.90 | | 31.40 | 31.40 | | 86.3 | 86.2 | | 5.86 | 5.85 | | 5.82 | 5.70 | | 8 | |
| 10/5/2011 | 22:08 | Cloudy | Middle | 2.0 | 24.80 | 24.80 | 24.80 | 7.83 | 7.83 | 7.83 | 30.80 | 30.80 | 30.80 | 63.6 | 62.9 | 62.7 | 4.25 | 4.21 | 4.21 | 5.86 | 6.27 | 6.10 | 9 | 8.50 |
| | 22:09 | | Middle | 2.0 | 24.80 | 24.80 | | 7.83 | 7.83 | | 30.80 | 30.80 | | 62.4 | 61.9 | | 4.19 | 4.17 | | 6.25 | 6.02 | | 8 | |
| 12/5/2011 | 11:02 | Fine | Middle | 1.5 | 27.60 | 27.60 | 27.65 | 7.90 | 7.90 | 7.90 | 30.40 | 30.40 | 30.45 | 80.9 | 80.4 | 79.7 | 5.35 | 5.33 | 5.27 | 2.30 | 2.50 | 2.34 | 3 | 3.50 |
| | 11:06 | | Middle | 1.5 | 27.70 | 27.70 | | 7.90 | 7.90 | | 30.50 | 30.50 | | 79.0 | 78.5 | | 5.22 | 5.18 | | 2.28 | 2.26 | | 4 | |
| 14/5/2011 | 14:07 | Cloudy | Middle | 1.0 | 24.70 | 24.70 | 24.75 | 7.84 | 7.84 | 7.84 | 31.60 | 31.60 | 31.55 | 64.2 | 63.6 | 64.3 | 4.47 | 4.43 | 4.48 | 5.86 | 5.75 | 5.58 | 6 | 6.50 |
| | 14:10 | | Middle | 1.0 | 24.80 | 24.80 | | 7.83 | 7.83 | | 31.50 | 31.50 | | 65.4 | 64.0 | | 4.56 | 4.46 | | 5.47 | 5.24 | | 7 | |
| 16/5/2011 | 16:33 | Rainy | Middle | 1.5 | 25.90 | 25.90 | 25.85 | 7.96 | 7.96 | 7.97 | 31.30 | 31.30 | 31.30 | 64.6 | 64.1 | 64.1 | 4.40 | 4.38 | 4.37 | 4.18 | 4.34 | 4.34 | 5 | 5.50 |
| | 16:35 | | Middle | 1.5 | 25.80 | 25.80 | | 7.97 | 7.97 | | 31.30 | 31.30 | | 63.7 | 64.1 | | 4.34 | 4.36 | | 4.17 | 4.65 | | 6 | |
| 18/5/2011 | 20:20 | Cloudy | Middle | 2.0 | 24.60 | 24.60 | 24.60 | 7.28 | 7.28 | 7.28 | 30.53 | 30.53 | 30.55 | 59.9 | 59.7 | 58.5 | 4.19 | 4.18 | 4.09 | 3.32 | 3.27 | 3.37 | 5 | 4.00 |
| | 20:21 | | Middle | 2.0 | 24.60 | 24.60 | | 7.28 | 7.28 | | 30.56 | 30.56 | | 56.9 | 57.5 | | 3.98 | 4.02 | | 3.52 | 3.38 | | 3 | |
| 20/5/2011 | 20:40 | Cloudy | Middle | 2.0 | 25.80 | 25.80 | 25.80 | 7.07 | 7.07 | 7.07 | 28.11 | 28.11 | 28.11 | 56.5 | 57.9 | 56.0 | 3.92 | 4.02 | 3.89 | 2.19 | 2.30 | 2.19 | 5 | 4.00 |
| | 20:41 | | Middle | 2.0 | 25.80 | 25.80 | | 7.07 | 7.07 | | 28.10 | 28.10 | | 52.2 | 57.5 | | 3.62 | 3.99 | | 2.13 | 2.13 | | 3 | |
| 24/5/2011 | 22:02 | Cloudy | Middle | 2.0 | 24.20 | 24.20 | 24.20 | 7.88 | 7.88 | 7.88 | 28.00 | 28.00 | 27.95 | 77.9 | 77.8 | 77.6 | 5.44 | 5.43 | 5.42 | 5.66 | 5.71 | 5.60 | 6 | 7.00 |
| | 22:03 | | Middle | 2.0 | 24.20 | 24.20 | | 7.88 | 7.88 | | 27.90 | 27.90 | | 77.4 | 77.3 | | 5.41 | 5.40 | | 5.47 | 5.57 | | 8 | |
| 26/5/2011 | 23:21 | Cloudy | Middle | 2.0 | 24.20 | 24.20 | 24.20 | 7.38 | 7.38 | 7.38 | 28.82 | 28.82 | 28.82 | 57.5 | 60.9 | 59.9 | 4.09 | 4.33 | 4.26 | 1.87 | 1.45 | 1.59 | 3 | 3.00 |
| | 23:22 | | Middle | 2.0 | 24.20 | 24.20 | | 7.38 | 7.38 | | 28.82 | 28.82 | | 60.9 | 60.4 | | 4.33 | 4.30 | | 1.44 | 1.60 | | 3 | |



**Water Monitoring Result at WSD21 - Wan Chai
Mid-Flood Tide**

| Date | Time | Weather Condition | Sampling Depth | | Water Temperature | | | pH | | | Salinity | | | DO Saturation | | | DO | | | Turbidity | | | Suspended Solids | |
|-----------|-------|-------------------|----------------|-----|-------------------|---------|-------|---------|-------|---------|----------|---------|-------|---------------|-------|---------|-------|---------|-------|-----------|-------|---------|------------------|---------|
| | | | | | °C | | | - | | | ppt | | | % | | | mg/L | | | NTU | | | mg/L | |
| | | | m | | Value | Average | Value | Average | Value | Average | Value | Average | Value | Average | Value | Average | Value | Average | Value | Average | Value | Average | Value | Average |
| 28/4/2011 | 14:33 | Cloudy | Middle | 2.0 | 24.40 | 24.40 | 24.45 | 7.81 | 7.81 | 7.82 | 32.10 | 32.10 | 32.05 | 81.6 | 80.7 | 80.1 | 5.68 | 5.58 | 5.56 | 4.28 | 3.86 | 3.94 | 8 | 7.50 |
| | 14:36 | | Middle | 2.0 | 24.50 | 24.50 | | 7.82 | 7.82 | | 32.00 | 32.00 | | 79.3 | 78.8 | | 5.51 | 5.45 | | 3.81 | 3.80 | | 7 | |
| 30/4/2011 | 14:15 | Cloudy | Middle | 1.5 | 24.10 | 24.10 | 24.15 | 7.83 | 7.83 | 7.83 | 32.60 | 32.60 | 32.55 | 82.3 | 81.9 | 81.8 | 5.73 | 5.71 | 5.69 | 5.85 | 5.81 | 5.65 | 6 | 7.00 |
| | 14:18 | | Middle | 1.5 | 24.20 | 24.20 | | 7.82 | 7.82 | | 32.50 | 32.50 | | 81.5 | 81.3 | | 5.67 | 5.65 | | 5.35 | 5.60 | | 8 | |
| 3/5/2011 | 17:00 | Cloudy | Middle | 1.0 | 25.20 | 25.20 | 25.15 | 7.84 | 7.84 | 7.84 | 31.80 | 31.80 | 31.85 | 79.2 | 78.2 | 77.9 | 5.41 | 5.36 | 5.34 | 3.97 | 3.69 | 3.85 | 9 | 9.50 |
| | 17:03 | | Middle | 1.0 | 25.10 | 25.10 | | 7.83 | 7.83 | | 31.90 | 31.90 | | 77.6 | 76.7 | | 5.31 | 5.27 | | 3.88 | 3.86 | | 10 | |
| 5/5/2011 | 18:38 | Cloudy | Middle | 2.0 | 24.50 | 24.50 | 24.50 | 7.85 | 7.85 | 7.85 | 32.00 | 32.00 | 32.00 | 84.5 | 84.4 | 84.3 | 5.82 | 5.81 | 5.81 | 6.64 | 6.53 | 6.40 | 8 | 8.50 |
| | 18:39 | | Middle | 2.0 | 24.50 | 24.50 | | 7.85 | 7.86 | | 32.00 | 32.00 | | 84.2 | 84.1 | | 5.80 | 5.79 | | 6.27 | 6.15 | | 9 | |
| 7/5/2011 | 20:09 | Cloudy | Middle | 2.0 | 25.40 | 25.40 | 25.40 | 7.87 | 7.87 | 7.87 | 31.40 | 31.40 | 31.40 | 87.1 | 86.9 | 86.8 | 5.90 | 5.88 | 5.87 | 7.32 | 6.90 | 6.87 | 10 | 9.50 |
| | 20:10 | | Middle | 2.0 | 25.40 | 25.40 | | 7.87 | 7.87 | | 31.40 | 31.40 | | 86.6 | 86.5 | | 5.86 | 5.85 | | 6.67 | 6.57 | | 9 | |
| 10/5/2011 | 21:39 | Cloudy | Middle | 2.0 | 25.70 | 25.70 | 25.70 | 7.82 | 7.82 | 7.82 | 31.40 | 31.40 | 31.40 | 74.8 | 74.4 | 74.1 | 5.38 | 5.32 | 5.29 | 4.99 | 4.62 | 4.70 | 9 | 8.00 |
| | 21:40 | | Middle | 2.0 | 25.70 | 25.70 | | 7.82 | 7.82 | | 31.40 | 31.40 | | 73.8 | 73.3 | | 5.25 | 5.22 | | 4.76 | 4.41 | | 7 | |
| 12/5/2011 | 10:47 | Fine | Middle | 1.5 | 27.50 | 27.50 | 27.60 | 7.91 | 7.91 | 7.91 | 30.50 | 30.50 | 30.60 | 83.2 | 82.2 | 82.1 | 5.47 | 5.42 | 5.41 | 3.41 | 3.62 | 3.66 | 3 | 4.00 |
| | 10:53 | | Middle | 1.5 | 27.70 | 27.70 | | 7.91 | 7.91 | | 30.70 | 30.70 | | 82.0 | 81.0 | | 5.40 | 5.34 | | 3.65 | 3.95 | | 5 | |
| 14/5/2011 | 14:19 | Cloudy | Middle | 1.5 | 25.00 | 25.00 | 24.95 | 7.93 | 7.93 | 7.93 | 31.40 | 31.40 | 31.35 | 74.0 | 73.0 | 73.8 | 5.13 | 5.06 | 5.11 | 4.95 | 5.11 | 4.74 | 6 | 5.00 |
| | 14:22 | | Middle | 1.5 | 24.90 | 24.90 | | 7.92 | 7.92 | | 31.30 | 31.30 | | 74.2 | 73.8 | | 5.14 | 5.11 | | 4.58 | 4.30 | | 4 | |
| 16/5/2011 | 16:05 | Rainy | Middle | 2.0 | 25.50 | 25.50 | 25.50 | 7.96 | 7.96 | 7.96 | 31.50 | 31.50 | 31.50 | 85.2 | 84.2 | 83.2 | 5.81 | 5.77 | 5.68 | 4.18 | 4.51 | 4.46 | 5 | 5.50 |
| | 16:08 | | Middle | 2.0 | 25.50 | 25.50 | | 7.96 | 7.96 | | 31.50 | 31.50 | | 82.0 | 81.2 | | 5.59 | 5.55 | | 4.72 | 4.41 | | 6 | |
| 18/5/2011 | 19:49 | Cloudy | Middle | 2.0 | 24.20 | 24.20 | 24.20 | 7.29 | 7.29 | 7.29 | 30.75 | 30.75 | 30.75 | 62.3 | 60.9 | 61.2 | 4.38 | 4.28 | 4.30 | 3.28 | 3.01 | 3.35 | 4 | 4.00 |
| | 19:50 | | Middle | 2.0 | 24.20 | 24.20 | | 7.29 | 7.29 | | 30.75 | 30.75 | | 63.1 | 58.6 | | 4.43 | 4.12 | | 3.28 | 3.83 | | 4 | |
| 20/5/2011 | 20:20 | Cloudy | Middle | 2.0 | 25.90 | 25.90 | 25.95 | 7.22 | 7.22 | 7.23 | 30.10 | 30.10 | 30.09 | 55.6 | 52.3 | 55.3 | 3.81 | 3.58 | 3.79 | 5.27 | 5.98 | 5.71 | 15 | 14.00 |
| | 20:21 | | Middle | 2.0 | 26.00 | 26.00 | | 7.23 | 7.23 | | 30.08 | 30.08 | | 56.2 | 57.0 | | 3.85 | 3.90 | | 5.57 | 6.03 | | 13 | |
| 24/5/2011 | 21:26 | Cloudy | Middle | 2.0 | 25.30 | 25.30 | 25.30 | 7.87 | 7.87 | 7.88 | 29.70 | 29.70 | 29.70 | 86.8 | 86.7 | 86.4 | 5.77 | 5.74 | 5.74 | 3.32 | 3.27 | 3.27 | 8 | 7.50 |
| | 21:27 | | Middle | 2.0 | 25.30 | 25.30 | | 7.88 | 7.88 | | 29.70 | 29.70 | | 86.2 | 86.0 | | 5.73 | 5.71 | | 3.26 | 3.23 | | 7 | |
| 26/5/2011 | 22:57 | Cloudy | Middle | 2.0 | 24.40 | 24.40 | 24.40 | 7.42 | 7.42 | 7.42 | 31.55 | 31.55 | 31.56 | 57.7 | 56.5 | 57.0 | 4.02 | 3.94 | 3.97 | 1.87 | 1.66 | 1.74 | 4 | 4.00 |
| | 22:58 | | Middle | 2.0 | 24.40 | 24.40 | | 7.42 | 7.42 | | 31.56 | 31.56 | | 56.1 | 57.7 | | 3.91 | 4.02 | | 1.64 | 1.78 | | 4 | |



**Water Monitoring Result at WSD19 - Sheung Wan
Mid-Flood Tide**

| Date | Time | Weater Condition | Sampling Depth | | Water Temperature | | | pH | | | Salinity | | | DO Saturation | | DO | | Turbidity | | Suspended Solids | | | | |
|-----------|-------|------------------|----------------|---------|-------------------|---------|-------|---------|-------|---------|----------|---------|-------|---------------|-------|---------|-------|-----------|-------|------------------|-------|---------|----|-------|
| | | | | | °C | | | - | | | ppt | | | % | | mg/L | | NTU | | mg/L | | | | |
| | | | Value | Average | Value | Average | Value | Average | Value | Average | Value | Average | Value | Average | Value | Average | Value | Average | Value | Average | Value | Average | | |
| 28/4/2011 | 12:49 | Cloudy | Middle | 1.5 | 24.20 | 24.20 | 24.35 | 7.81 | 7.81 | 7.82 | 32.10 | 32.10 | 32.09 | 76.8 | 74.9 | 77.0 | 5.33 | 5.20 | 5.34 | 3.10 | 2.94 | 2.99 | 13 | 12.00 |
| | 12:53 | | Middle | 1.5 | 24.50 | 24.50 | | 7.82 | 7.82 | | 32.08 | 32.08 | | 79.1 | 77.0 | | 5.48 | 5.34 | | 2.88 | 3.04 | | 11 | |
| 30/4/2011 | 15:10 | Cloudy | Middle | 1.5 | 25.30 | 25.30 | 25.30 | 7.90 | 7.90 | 7.90 | 32.14 | 32.14 | 32.14 | 83.6 | 81.5 | 83.1 | 5.72 | 5.56 | 5.62 | 4.06 | 4.31 | 4.30 | 8 | 7.50 |
| | 15:11 | | Middle | 1.5 | 25.30 | 25.30 | | 7.90 | 7.90 | | 32.14 | 32.14 | | 86.3 | 81.0 | | 5.76 | 5.44 | | 4.10 | 4.74 | | 7 | |
| 3/5/2011 | 21:49 | Cloudy | Middle | 2.0 | 24.60 | 24.40 | 24.55 | 7.81 | 7.81 | 7.81 | 31.82 | 31.82 | 31.82 | 67.2 | 62.3 | 65.2 | 4.69 | 4.31 | 4.52 | 5.84 | 5.80 | 5.68 | 20 | 16.00 |
| | 21:50 | | Middle | 2.0 | 24.60 | 24.60 | | 7.81 | 7.81 | | 31.82 | 31.82 | | 66.9 | 64.2 | | 4.63 | 4.45 | | 5.71 | 5.38 | | 12 | |
| 5/5/2011 | 17:36 | Cloudy | Middle | 2.0 | 23.90 | 23.90 | 23.90 | 7.83 | 7.83 | 7.83 | 31.65 | 31.65 | 31.65 | 76.8 | 73.4 | 73.7 | 5.05 | 5.12 | 5.07 | 9.26 | 9.40 | 9.34 | 16 | 16.00 |
| | 17:37 | | Middle | 2.0 | 23.90 | 23.90 | | 7.83 | 7.83 | | 31.65 | 31.65 | | 72.0 | 72.7 | | 5.03 | 5.08 | | 8.91 | 9.77 | | 16 | |
| 7/5/2011 | 19:13 | Cloudy | Middle | 1.5 | 25.50 | 25.60 | 25.58 | 7.83 | 7.83 | 7.83 | 31.22 | 31.22 | 31.22 | 82.4 | 83.9 | 81.9 | 5.63 | 5.72 | 5.59 | 7.70 | 7.95 | 7.92 | 12 | 13.00 |
| | 19:14 | | Middle | 1.5 | 25.60 | 25.60 | | 7.83 | 7.83 | | 31.22 | 31.22 | | 80.9 | 80.5 | | 5.52 | 5.49 | | 8.03 | 8.00 | | 14 | |
| 10/5/2011 | 22:29 | Cloudy | Middle | 2.0 | 26.70 | 26.70 | 26.70 | 7.93 | 7.98 | 7.92 | 30.40 | 30.40 | 30.42 | 85.4 | 84.8 | 83.6 | 5.79 | 5.71 | 5.64 | 2.80 | 3.04 | 2.77 | 9 | 8.00 |
| | 22:30 | | Middle | 2.0 | 26.70 | 26.70 | | 7.88 | 7.88 | | 30.43 | 30.43 | | 82.5 | 81.5 | | 5.56 | 5.50 | | 2.52 | 2.72 | | 7 | |
| 12/5/2011 | 14:45 | Fine | Middle | 2.5 | 27.44 | 27.44 | 27.49 | 7.11 | 7.11 | 7.10 | 29.02 | 29.02 | 29.04 | 100.5 | 100.5 | 100.4 | 6.75 | 6.75 | 6.74 | 3.04 | 3.23 | 3.10 | 4 | 4.00 |
| | 14:48 | | Middle | 2.5 | 27.53 | 27.53 | | 7.09 | 7.09 | | 29.06 | 29.06 | | 100.1 | 100.3 | | 6.73 | 6.74 | | 2.96 | 3.16 | | 4 | |
| 14/5/2011 | 15:37 | Cloudy | Middle | 2.0 | 25.34 | 25.34 | 25.36 | 7.27 | 7.27 | 7.28 | 30.67 | 30.66 | 30.66 | 80.4 | 76.7 | 76.3 | 5.55 | 5.29 | 5.26 | 2.94 | 2.87 | 2.96 | 8 | 7.00 |
| | 15:38 | | Middle | 2.0 | 25.37 | 25.37 | | 7.28 | 7.28 | | 30.66 | 30.66 | | 74.9 | 73.0 | | 5.16 | 5.04 | | 3.57 | 2.45 | | 6 | |
| 16/5/2011 | 15:37 | Rainy | Middle | 1.5 | 25.20 | 25.20 | 25.25 | 7.89 | 7.89 | 7.88 | 31.03 | 31.03 | 31.03 | 73.8 | 72.2 | 73.1 | 5.09 | 4.98 | 5.04 | 5.97 | 5.84 | 5.82 | 9 | 9.50 |
| | 15:43 | | Middle | 1.5 | 25.30 | 25.30 | | 7.86 | 7.86 | | 31.02 | 31.02 | | 72.9 | 73.4 | | 5.03 | 5.06 | | 5.79 | 5.67 | | 10 | |
| 18/5/2011 | 21:38 | Cloudy | Middle | 1.5 | 24.87 | 24.87 | 24.88 | 7.37 | 7.37 | 7.37 | 30.84 | 30.84 | 30.85 | 56.9 | 54.4 | 56.3 | 3.95 | 3.78 | 3.91 | 5.59 | 5.12 | 5.46 | 14 | 13.50 |
| | 21:39 | | Middle | 1.5 | 24.88 | 24.88 | | 7.37 | 7.37 | | 30.85 | 30.85 | | 57.2 | 56.5 | | 3.97 | 3.92 | | 5.75 | 5.37 | | 13 | |
| 20/5/2011 | 20:50 | Cloudy | Middle | 2.0 | 25.79 | 25.79 | 25.79 | 7.29 | 7.29 | 7.29 | 30.40 | 30.40 | 30.39 | 57.7 | 57.4 | 58.0 | 3.95 | 3.93 | 3.98 | 4.91 | 5.10 | 4.97 | 6 | 6.00 |
| | 20:51 | | Middle | 2.0 | 25.79 | 25.80 | | 7.29 | 7.29 | | 30.38 | 30.38 | | 56.3 | 60.7 | | 3.86 | 4.16 | | 4.94 | 4.93 | | 6 | |
| 24/5/2011 | 22:20 | Cloudy | Middle | 2.0 | 25.31 | 25.31 | 25.32 | 7.43 | 7.43 | 7.43 | 30.14 | 30.14 | 30.15 | 70.7 | 71.7 | 70.2 | 4.90 | 4.97 | 4.86 | 4.64 | 4.68 | 4.96 | 16 | 15.00 |
| | 22:21 | | Middle | 2.0 | 25.33 | 25.33 | | 7.43 | 7.43 | | 30.15 | 30.15 | | 70.6 | 67.6 | | 4.89 | 4.68 | | 5.34 | 5.17 | | 14 | |
| 26/5/2011 | 3:15 | Cloudy | Middle | 2.0 | 25.07 | 25.07 | 25.07 | 7.55 | 7.55 | 7.55 | 31.57 | 31.57 | 31.58 | 59.5 | 60.5 | 59.3 | 4.10 | 4.18 | 4.09 | 2.11 | 1.73 | 2.04 | 4 | 4.00 |
| | 3:16 | | Middle | 2.0 | 25.07 | 25.07 | | 7.55 | 7.55 | | 31.58 | 31.58 | | 57.5 | 59.5 | | 3.97 | 4.11 | | 2.02 | 2.30 | | 4 | |



**Water Monitoring Result at WSD20 - Kennedy Town
Mid-Flood Tide**

| Date | Time | Weather Condition | Sampling Depth | | Water Temperature | | | pH | | | Salinity | | | DO Saturation | | DO | | Turbidity | | Suspended Solids | | | | |
|-----------|-------|-------------------|----------------|-------|-------------------|-------|---------|-------|---------|-------|----------|-------|---------|---------------|---------|-------|---------|-----------|---------|------------------|------|------|----|-------|
| | | | | | °C | | - | | ppt | | % | | mg/L | | NTU | | mg/L | | | | | | | |
| | | | m | Value | Average | Value | Average | Value | Average | Value | Average | Value | Average | Value | Average | Value | Average | Value | Average | | | | | |
| 28/4/2011 | 12:29 | Cloudy | Middle | 1.5 | 24.40 | 24.40 | 24.45 | 7.92 | 7.92 | 7.93 | 31.28 | 31.28 | 31.25 | 94.6 | 93.0 | 94.3 | 6.60 | 6.49 | 6.57 | 3.68 | 3.04 | 3.17 | 6 | 7.00 |
| | 12:32 | | Middle | 1.5 | 24.50 | 24.50 | | 7.93 | 7.93 | | 31.22 | 31.22 | | 96.0 | 93.5 | | 6.69 | 6.51 | | 2.94 | 3.00 | | 8 | |
| 30/4/2011 | 14:20 | Cloudy | Middle | 1.5 | 24.60 | 24.60 | 24.60 | 7.97 | 7.97 | 7.97 | 31.58 | 31.58 | 31.58 | 85.7 | 86.9 | 84.1 | 5.95 | 6.08 | 5.85 | 4.06 | 4.33 | 4.34 | 7 | 7.50 |
| | 14:21 | | Middle | 1.5 | 24.60 | 24.60 | | 7.97 | 7.97 | | 31.58 | 31.58 | | 81.6 | 82.1 | | 5.66 | 5.69 | | 4.58 | 4.39 | | 8 | |
| 3/5/2011 | 21:32 | Cloudy | Middle | 2.0 | 24.40 | 24.40 | 24.40 | 7.91 | 7.91 | 7.91 | 30.86 | 30.86 | 30.86 | 77.3 | 79.9 | 78.4 | 5.56 | 5.59 | 5.52 | 4.33 | 4.06 | 4.19 | 7 | 7.50 |
| | 21:33 | | Middle | 2.0 | 24.40 | 24.40 | | 7.91 | 7.91 | | 30.86 | 30.86 | | 78.5 | 78.0 | | 5.49 | 5.45 | | 4.06 | 4.30 | | 8 | |
| 5/5/2011 | 17:16 | Cloudy | Middle | 1.5 | 24.10 | 24.10 | 24.10 | 7.96 | 7.96 | 7.96 | 31.72 | 31.72 | 31.72 | 83.7 | 81.3 | 82.5 | 5.87 | 5.69 | 5.78 | 6.23 | 6.03 | 6.15 | 11 | 13.00 |
| | 17:17 | | Middle | 1.5 | 24.10 | 24.10 | | 7.96 | 7.96 | | 31.72 | 31.72 | | 80.0 | 84.8 | | 5.60 | 5.94 | | 6.32 | 6.02 | | 15 | |
| 7/5/2011 | 18:50 | Cloudy | Middle | 1.5 | 27.10 | 27.10 | 27.10 | 7.82 | 7.82 | 7.82 | 31.25 | 31.25 | 31.23 | 90.9 | 91.0 | 90.1 | 6.25 | 6.26 | 6.16 | 9.41 | 9.19 | 9.29 | 15 | 15.00 |
| | 18:51 | | Middle | 1.5 | 27.10 | 27.10 | | 7.82 | 7.82 | | 31.21 | 31.22 | | 88.3 | 90.0 | | 6.05 | 6.09 | | 9.51 | 9.03 | | 15 | |
| 10/5/2011 | 22:00 | Cloudy | Middle | 1.5 | 26.00 | 26.00 | 26.10 | 7.88 | 7.88 | 7.87 | 30.67 | 30.67 | 30.65 | 80.0 | 83.2 | 80.5 | 5.43 | 5.75 | 5.50 | 8.37 | 8.88 | 8.43 | 16 | 15.50 |
| | 22:01 | | Middle | 1.5 | 26.20 | 26.20 | | 7.86 | 7.86 | | 30.62 | 30.62 | | 80.0 | 78.7 | | 5.49 | 5.34 | | 8.21 | 8.24 | | 15 | |
| 12/5/2011 | 14:25 | Fine | Middle | 2.0 | 26.98 | 26.98 | 27.00 | 7.40 | 7.40 | 7.39 | 28.14 | 28.14 | 28.04 | 114.5 | 114.3 | 114.2 | 7.72 | 7.70 | 7.70 | 3.12 | 3.14 | 3.09 | 5 | 4.50 |
| | 14:28 | | Middle | 2.0 | 27.02 | 27.02 | | 7.37 | 7.37 | | 27.94 | 27.94 | | 114.0 | 114.0 | | 7.68 | 7.68 | | 3.05 | 3.05 | | 4 | |
| 14/5/2011 | 15:19 | Cloudy | Middle | 2.0 | 25.61 | 25.61 | 25.62 | 7.52 | 7.51 | 7.51 | 29.67 | 29.67 | 29.67 | 87.7 | 84.6 | 86.7 | 6.06 | 5.84 | 5.99 | 3.17 | 2.74 | 2.86 | 6 | 6.50 |
| | 15:20 | | Middle | 2.0 | 25.62 | 25.62 | | 7.51 | 7.51 | | 29.67 | 29.67 | | 87.2 | 87.2 | | 6.02 | 6.02 | | 2.68 | 2.86 | | 7 | |
| 16/5/2011 | 15:04 | Rainy | Middle | 1.0 | 25.00 | 25.00 | 25.05 | 7.98 | 7.98 | 7.96 | 30.78 | 30.78 | 30.64 | 76.3 | 75.8 | 76.0 | 5.29 | 5.25 | 5.27 | 5.82 | 5.56 | 5.58 | 9 | 10.00 |
| | 15:07 | | Middle | 1.0 | 25.10 | 25.10 | | 7.94 | 7.94 | | 30.50 | 30.50 | | 77.0 | 75.0 | | 5.34 | 5.19 | | 5.48 | 5.45 | | 11 | |
| 18/5/2011 | 21:15 | Cloudy | Middle | 1.5 | 24.99 | 24.98 | 24.98 | 7.47 | 7.47 | 7.47 | 28.87 | 28.87 | 28.87 | 59.1 | 60.5 | 60.5 | 4.14 | 4.24 | 4.24 | 5.85 | 6.30 | 6.20 | 8 | 8.00 |
| | 21:16 | | Middle | 1.5 | 24.98 | 24.98 | | 7.47 | 7.47 | | 28.87 | 28.87 | | 61.2 | 61.0 | | 4.29 | 4.28 | | 6.23 | 6.42 | | 8 | |
| 20/5/2011 | 20:32 | Cloudy | Middle | 2.0 | 25.94 | 25.94 | 25.93 | 7.32 | 7.32 | 7.32 | 28.47 | 28.47 | 28.48 | 63.1 | 62.0 | 62.1 | 4.37 | 4.29 | 4.30 | 8.00 | 7.80 | 7.96 | 8 | 9.00 |
| | 20:33 | | Middle | 2.0 | 25.91 | 25.91 | | 7.32 | 7.32 | | 28.48 | 28.48 | | 64.2 | 59.2 | | 4.44 | 4.10 | | 8.01 | 8.03 | | 10 | |
| 24/5/2011 | 21:53 | Cloudy | Middle | 2.0 | 25.50 | 25.50 | 25.50 | 7.42 | 7.42 | 7.42 | 28.85 | 28.85 | 28.85 | 62.2 | 69.6 | 67.1 | 4.32 | 4.84 | 4.66 | 5.92 | 6.32 | 6.20 | 9 | 9.00 |
| | 21:54 | | Middle | 2.0 | 25.49 | 25.49 | | 7.42 | 7.42 | | 28.85 | 28.85 | | 68.3 | 68.2 | | 4.75 | 4.74 | | 5.98 | 6.58 | | 9 | |
| 26/5/2011 | 2:50 | Cloudy | Middle | 2.0 | 25.22 | 25.22 | 25.22 | 7.54 | 7.54 | 7.54 | 31.67 | 31.67 | 31.67 | 55.5 | 55.5 | 54.9 | 3.82 | 3.82 | 3.77 | 2.14 | 1.82 | 1.88 | 4 | 5.00 |
| | 2:51 | | Middle | 2.0 | 25.22 | 25.22 | | 7.54 | 7.54 | | 31.67 | 31.67 | | 54.6 | 53.8 | | 3.75 | 3.70 | | 1.81 | 1.73 | | 6 | |



**Water Monitoring Result at WSD7 - Kowloon South
Mid-Flood Tide**

| Date | Time | Weather Condition | Sampling Depth | | Water Temperature | | | pH | | | Salinity | | | DO Saturation | | DO | | Turbidity | | Suspended Solids | | | | |
|-----------|-------|-------------------|----------------|-------|-------------------|-------|---------|-------|---------|-------|----------|-------|---------|---------------|---------|-------|---------|-----------|---------|------------------|---------|------|----|-------|
| | | | | | °C | | | - | | | ppt | | | % | | mg/L | | NTU | | mg/L | | | | |
| | | | m | Value | Average | Value | Average | Value | Average | Value | Average | Value | Average | Value | Average | Value | Average | Value | Average | Value | Average | | | |
| 28/4/2011 | 13:21 | Cloudy | Middle | 1.5 | 24.50 | 24.50 | 24.65 | 7.75 | 7.75 | 7.75 | 32.13 | 32.13 | 32.09 | 67.6 | 64.6 | 66.8 | 4.68 | 4.47 | 4.62 | 4.00 | 3.53 | 3.63 | 13 | 12.00 |
| | 13:24 | | Middle | 1.5 | 24.80 | 24.80 | | 7.75 | 7.75 | | 32.05 | 32.05 | | 68.4 | 66.4 | | 4.73 | 4.58 | | 3.59 | 3.40 | | 11 | |
| 30/4/2011 | 19:28 | Cloudy | Middle | 2.0 | 24.10 | 24.10 | 24.10 | 7.84 | 7.84 | 7.84 | 32.44 | 32.44 | 32.44 | 75.8 | 74.5 | 75.0 | 5.24 | 5.21 | 5.21 | 5.68 | 6.03 | 5.56 | 12 | 11.00 |
| | 19:29 | | Middle | 2.0 | 24.10 | 24.10 | | 7.84 | 7.84 | | 32.44 | 32.44 | | 73.6 | 75.9 | | 5.10 | 5.29 | | 5.29 | 5.24 | | 10 | |
| 3/5/2011 | 17:39 | Cloudy | Middle | 2.5 | 25.50 | 25.50 | 25.50 | 7.89 | 7.89 | 7.89 | 31.12 | 31.12 | 31.12 | 88.3 | 88.9 | 88.0 | 6.06 | 6.07 | 6.03 | 3.69 | 3.73 | 3.57 | 7 | 8.00 |
| | 17:40 | | Middle | 2.5 | 25.50 | 25.50 | | 7.89 | 7.89 | | 31.12 | 31.12 | | 89.2 | 85.7 | | 6.10 | 5.88 | | 3.43 | 3.41 | | 9 | |
| 5/5/2011 | 22:08 | Cloudy | Middle | 2.0 | 24.00 | 24.10 | 24.05 | 7.83 | 7.83 | 7.83 | 32.14 | 32.14 | 32.14 | 81.2 | 84.7 | 82.9 | 5.68 | 5.96 | 5.83 | 4.38 | 4.66 | 4.56 | 8 | 7.50 |
| | 22:09 | | Middle | 2.0 | 24.00 | 24.10 | | 7.83 | 7.83 | | 32.14 | 32.14 | | 84.2 | 81.4 | | 5.96 | 5.70 | | 4.68 | 4.50 | | 7 | |
| 7/5/2011 | 23:14 | Cloudy | Middle | 2.0 | 25.40 | 25.40 | 25.40 | 7.73 | 7.73 | 7.73 | 31.43 | 31.43 | 31.43 | 74.8 | 75.5 | 74.2 | 5.13 | 5.18 | 5.09 | 2.63 | 2.29 | 2.36 | 6 | 5.50 |
| | 23:15 | | Middle | 2.0 | 25.40 | 25.40 | | 7.73 | 7.73 | | 31.43 | 31.43 | | 72.1 | 74.4 | | 4.94 | 5.10 | | 2.11 | 2.40 | | 5 | |
| 10/5/2011 | 2:38 | Cloudy | Middle | 2.0 | 26.00 | 26.00 | 26.05 | 7.83 | 7.83 | 7.83 | 30.41 | 30.41 | 30.41 | 76.4 | 77.3 | 75.3 | 4.96 | 5.02 | 4.89 | 2.51 | 1.99 | 2.18 | 4 | 5.00 |
| | 2:39 | | Middle | 2.0 | 26.10 | 26.10 | | 7.83 | 7.83 | | 30.41 | 30.41 | | 73.9 | 73.4 | | 4.80 | 4.76 | | 2.12 | 2.10 | | 6 | |
| 12/5/2011 | 13:30 | Fine | Middle | 2.0 | 27.01 | 27.01 | 27.03 | 7.46 | 7.46 | 7.45 | 28.36 | 28.36 | 28.24 | 111.4 | 110.1 | 110.1 | 7.54 | 7.45 | 7.43 | 2.20 | 2.18 | 2.27 | 3 | 3.50 |
| | 13:32 | | Middle | 2.0 | 27.05 | 27.05 | | 7.44 | 7.44 | | 28.11 | 28.11 | | 109.2 | 109.8 | | 7.35 | 7.39 | | 2.59 | 2.12 | | 4 | |
| 14/5/2011 | 13:39 | Cloudy | Middle | 2.0 | 25.87 | 25.87 | 25.88 | 7.20 | 7.20 | 7.19 | 29.39 | 29.39 | 29.39 | 82.5 | 78.6 | 81.6 | 5.68 | 5.42 | 5.62 | 2.87 | 2.96 | 2.89 | 6 | 5.00 |
| | 13:40 | | Middle | 2.0 | 25.88 | 25.88 | | 7.18 | 7.18 | | 29.39 | 29.39 | | 83.8 | 81.5 | | 5.77 | 5.62 | | 2.87 | 2.85 | | 4 | |
| 16/5/2011 | 16:05 | Rainy | Middle | 1.5 | 25.00 | 25.00 | 25.05 | 7.86 | 7.86 | 7.86 | 30.93 | 30.93 | 30.93 | 74.1 | 73.1 | 73.8 | 5.13 | 5.06 | 5.11 | 4.82 | 4.77 | 4.62 | 7 | 6.00 |
| | 16:08 | | Middle | 1.5 | 25.10 | 25.10 | | 7.86 | 7.86 | | 30.92 | 30.92 | | 74.3 | 73.6 | | 5.14 | 5.09 | | 4.37 | 4.53 | | 5 | |
| 18/5/2011 | 17:40 | Cloudy | Middle | 1.5 | 24.95 | 24.95 | 24.95 | 7.36 | 7.36 | 7.34 | 30.24 | 30.24 | 30.24 | 80.6 | 79.9 | 80.4 | 5.61 | 5.56 | 5.60 | 6.52 | 6.29 | 6.58 | 10 | 10.50 |
| | 17:41 | | Middle | 1.5 | 24.95 | 24.95 | | 7.32 | 7.32 | | 30.24 | 30.24 | | 80.0 | 81.0 | | 5.57 | 5.64 | | 7.23 | 6.27 | | 11 | |
| 20/5/2011 | 19:35 | Cloudy | Middle | 2.0 | 25.97 | 25.97 | 25.98 | 7.36 | 7.36 | 7.36 | 29.47 | 29.46 | 29.46 | 82.5 | 83.4 | 82.9 | 5.67 | 5.73 | 5.70 | 7.70 | 7.44 | 7.62 | 11 | 11.50 |
| | 19:36 | | Middle | 2.0 | 25.98 | 25.98 | | 7.35 | 7.35 | | 29.46 | 29.46 | | 83.0 | 82.6 | | 5.71 | 5.67 | | 8.03 | 7.31 | | 12 | |
| 24/5/2011 | 21:20 | Cloudy | Middle | 2.0 | 25.34 | 25.34 | 25.34 | 7.25 | 7.25 | 7.25 | 29.36 | 29.36 | 29.36 | 72.8 | 71.0 | 71.8 | 5.06 | 4.93 | 4.99 | 3.29 | 3.57 | 3.58 | 9 | 8.00 |
| | 21:21 | | Middle | 2.0 | 25.34 | 25.34 | | 7.24 | 7.24 | | 29.36 | 29.36 | | 71.9 | 71.5 | | 5.00 | 4.97 | | 3.73 | 3.73 | | 7 | |
| 26/5/2011 | 5:19 | Cloudy | Middle | 2.0 | 24.41 | 24.41 | 24.33 | 7.57 | 7.57 | 7.57 | 31.78 | 31.78 | 31.79 | 75.6 | 72.8 | 73.4 | 5.27 | 5.08 | 5.12 | 2.34 | 2.31 | 2.38 | 4 | 4.00 |
| | 5:20 | | Middle | 2.0 | 24.25 | 24.25 | | 7.57 | 7.57 | | 31.78 | 31.80 | | 72.7 | 72.6 | | 5.07 | 5.07 | | 2.56 | 2.30 | | 4 | |



**Water Monitoring Result at WSD9 - Tai Wan
Mid-Ebb Tide**

| Date | Time | Weather Condition | Sampling Depth | | Water Temperature | | pH | | | Salinity | | DO Saturation | | DO | | Turbidity | | Suspended Solids | | | | | | |
|-----------|-------|-------------------|----------------|-----|-------------------|---------|-------|---------|-------|----------|-------|---------------|-------|---------|-------|-----------|-------|------------------|------|------|------|------|---|------|
| | | | m | | °C | | - | | ppt | | % | | mg/L | | NTU | | mg/L | | | | | | | |
| | | | | | Value | Average | Value | Average | Value | Average | Value | Average | Value | Average | Value | Average | Value | Average | | | | | | |
| 28/4/2011 | 22:51 | Cloudy | Middle | 2.0 | 23.60 | 23.60 | 23.60 | 7.85 | 7.85 | 7.85 | 32.64 | 32.64 | 32.64 | 73.2 | 72.3 | 73.4 | 5.14 | 5.03 | 5.14 | 2.19 | 1.97 | 2.05 | 5 | 5.50 |
| | 22:52 | | Middle | 2.0 | 23.60 | 23.60 | | 7.85 | 7.85 | | 32.64 | 32.64 | | 73.3 | 74.7 | | 5.15 | 5.24 | | 1.82 | 2.20 | | 6 | |
| 30/4/2011 | 9:15 | Cloudy, Foggy | Middle | 2.5 | 23.30 | 23.30 | 23.30 | 7.91 | 7.90 | 7.90 | 33.35 | 33.35 | 33.35 | 83.8 | 83.6 | 83.7 | 5.89 | 5.88 | 5.88 | 3.09 | 3.02 | 3.12 | 5 | 5.00 |
| | 9:16 | | Middle | 2.5 | 23.30 | 23.30 | | 7.90 | 7.90 | | 33.35 | 33.35 | | 83.6 | 83.6 | | 5.88 | 5.88 | | 3.29 | 3.09 | | 5 | |
| 3/5/2011 | 13:36 | Fine | Middle | 2.5 | 25.86 | 25.86 | 25.87 | 6.52 | 6.52 | 6.51 | 32.14 | 32.14 | 32.26 | 99.9 | 97.8 | 97.6 | 6.83 | 6.68 | 6.66 | 2.87 | 2.82 | 2.86 | 7 | 6.00 |
| | 13:38 | | Middle | 2.5 | 25.88 | 25.88 | | 6.50 | 6.50 | | 31.88 | 32.88 | | 96.6 | 96.0 | | 6.59 | 6.55 | | 2.92 | 2.81 | | 5 | |
| 5/5/2011 | 10:50 | Cloudy | Middle | 2.5 | 23.00 | 23.00 | 23.00 | 7.92 | 7.92 | 7.92 | 33.37 | 33.37 | 33.37 | 76.7 | 77.8 | 76.4 | 5.43 | 5.51 | 5.41 | 4.64 | 4.32 | 4.37 | 5 | 5.50 |
| | 10:52 | | Middle | 2.5 | 23.00 | 23.00 | | 7.92 | 7.92 | | 33.37 | 33.37 | | 76.3 | 74.9 | | 5.41 | 5.30 | | 4.34 | 4.17 | | 6 | |
| 7/5/2011 | 11:44 | Sunny | Middle | 3.0 | 24.70 | 24.70 | 24.70 | 7.90 | 7.90 | 7.90 | 32.86 | 32.86 | 32.86 | 76.0 | 76.0 | 76.8 | 5.23 | 5.23 | 5.28 | 4.58 | 4.73 | 4.40 | 6 | 7.00 |
| | 11:45 | | Middle | 3.0 | 24.70 | 24.70 | | 7.90 | 7.90 | | 32.86 | 32.86 | | 75.6 | 79.5 | | 5.19 | 5.46 | | 4.20 | 4.09 | | 8 | |
| 9/5/2011 | 13:20 | Sunny | Middle | 2.0 | 25.60 | 25.60 | 25.65 | 7.88 | 7.88 | 7.88 | 32.02 | 32.02 | 32.02 | 82.8 | 82.9 | 81.8 | 5.63 | 5.64 | 5.57 | 1.98 | 1.94 | 1.92 | 4 | 3.50 |
| | 13:21 | | Middle | 2.0 | 25.70 | 25.70 | | 7.88 | 7.88 | | 32.02 | 32.02 | | 80.1 | 81.5 | | 5.46 | 5.56 | | 1.96 | 1.79 | | 3 | |
| 12/5/2011 | 17:25 | Cloudy | Middle | 2.0 | 27.20 | 27.20 | 27.20 | 7.93 | 7.93 | 7.93 | 31.36 | 31.36 | 31.36 | 85.9 | 84.0 | 84.5 | 5.68 | 5.56 | 5.59 | 2.16 | 2.01 | 2.22 | 3 | 2.50 |
| | 17:26 | | Middle | 2.0 | 27.20 | 27.20 | | 7.93 | 7.93 | | 31.36 | 31.36 | | 84.7 | 83.2 | | 5.60 | 5.50 | | 2.07 | 2.64 | | 2 | |
| 14/5/2011 | 7:27 | Rainy | Middle | 3.0 | 24.10 | 24.10 | 24.15 | 7.92 | 7.92 | 7.92 | 32.44 | 32.44 | 32.44 | 79.2 | 78.8 | 78.9 | 5.53 | 5.50 | 5.51 | 2.33 | 2.40 | 2.32 | 5 | 6.00 |
| | 7:33 | | Middle | 3.0 | 24.20 | 24.20 | | 7.91 | 7.91 | | 32.44 | 32.44 | | 79.0 | 78.4 | | 5.51 | 5.48 | | 2.26 | 2.30 | | 7 | |
| 16/5/2011 | 9:57 | Cloudy | Middle | 2.5 | 25.12 | 25.12 | 25.20 | 7.34 | 7.34 | 7.35 | 31.91 | 31.91 | 31.88 | 71.9 | 75.4 | 72.8 | 4.94 | 5.18 | 5.00 | 2.34 | 2.55 | 2.36 | 5 | 4.50 |
| | 9:58 | | Middle | 2.5 | 25.27 | 25.27 | | 7.35 | 7.35 | | 31.84 | 31.84 | | 71.6 | 72.2 | | 4.91 | 4.96 | | 2.18 | 2.37 | | 4 | |
| 18/5/2011 | 13:55 | Fine | Middle | 2.0 | 25.40 | 25.40 | 25.50 | 7.92 | 7.92 | 7.92 | 32.19 | 32.19 | 32.14 | 75.7 | 73.6 | 74.5 | 5.13 | 5.00 | 5.05 | 3.46 | 3.24 | 3.30 | 3 | 3.00 |
| | 14:00 | | Middle | 2.0 | 25.60 | 25.60 | | 7.91 | 7.91 | | 32.08 | 32.09 | | 75.4 | 73.3 | | 5.11 | 4.97 | | 3.18 | 3.30 | | 3 | |
| 20/5/2011 | 11:23 | Fine | Middle | 3.0 | 25.80 | 25.80 | 25.90 | 8.01 | 8.01 | 8.00 | 32.76 | 32.76 | 32.75 | 81.3 | 82.6 | 82.4 | 5.48 | 5.56 | 5.55 | 2.66 | 2.71 | 2.65 | 6 | 5.00 |
| | 11:28 | | Middle | 3.0 | 26.00 | 26.00 | | 7.99 | 7.99 | | 32.73 | 32.73 | | 83.3 | 82.5 | | 5.60 | 5.56 | | 2.74 | 2.48 | | 4 | |
| 23/5/2011 | 15:32 | Cloudy | Middle | 2.0 | 25.70 | 25.70 | 25.70 | 7.92 | 7.92 | 7.92 | 31.03 | 31.03 | 31.05 | 71.9 | 70.1 | 71.3 | 4.92 | 4.80 | 4.88 | 1.62 | 1.30 | 1.45 | 7 | 6.50 |
| | 15:37 | | Middle | 2.0 | 25.70 | 25.70 | | 7.91 | 7.91 | | 31.06 | 31.06 | | 72.8 | 70.2 | | 4.99 | 4.80 | | 1.52 | 1.37 | | 6 | |
| 25/5/2011 | 17:02 | Cloudy | Middle | 2.0 | 25.16 | 25.16 | 25.17 | 7.51 | 7.51 | 7.51 | 32.03 | 32.03 | 32.03 | 57.8 | 56.6 | 56.8 | 3.97 | 3.89 | 3.91 | 1.67 | 1.79 | 1.69 | 3 | 3.00 |
| | 17:03 | | Middle | 2.0 | 25.17 | 25.17 | | 7.51 | 7.51 | | 32.03 | 32.03 | | 56.0 | 56.9 | | 3.86 | 3.91 | | 1.60 | 1.71 | | 3 | |



**Water Monitoring Result at WSD10 - Cha Kwo Ling
Mid-Ebb Tide**

| Date | Time | Weather Condition | Sampling Depth | m | Water Temperature | | Average | pH | | Average | Salinity | | Average | DO Saturation | | Average | DO | | Average | Turbidity | | Average | Suspended Solids | | Average |
|-----------|-------|-------------------|----------------|-----|-------------------|-------|---------|-------|-------|---------|----------|-------|---------|---------------|-------|---------|-------|-------|---------|-----------|-------|---------|------------------|-------|---------|
| | | | | | °C | | | - | | | ppt | | | % | | | mg/L | | | NTU | | | mg/L | | |
| | | | | | Value | Value | | Value | Value | | Value | Value | | Value | Value | | Value | Value | | Value | Value | | Value | Value | |
| 28/4/2011 | 0:00 | Cloudy | Middle | 2.0 | 23.10 | 23.10 | 23.10 | 7.96 | 7.96 | 7.96 | 33.14 | 33.14 | 33.14 | 83.8 | 80.3 | 82.8 | 5.92 | 5.69 | 5.84 | 2.92 | 3.04 | 3.02 | 8 | 8.00 | |
| | 0:01 | | Middle | 2.0 | 23.10 | 23.10 | | 7.96 | 7.96 | | 33.14 | 33.14 | | 84.6 | 82.4 | | 5.94 | 5.82 | | 3.21 | 2.89 | | 8 | | |
| 30/4/2011 | 8:05 | Cloudy, Foggy | Middle | 2.5 | 23.40 | 23.40 | 23.40 | 7.76 | 7.76 | 7.76 | 33.12 | 33.12 | 33.12 | 81.2 | 80.2 | 81.1 | 5.72 | 5.62 | 5.71 | 2.64 | 2.98 | 2.91 | 6 | 5.50 | |
| | 8:06 | | Middle | 2.5 | 23.40 | 23.40 | | 7.76 | 7.76 | | 33.12 | 33.12 | | 81.5 | 81.5 | | 5.75 | 5.75 | | 3.05 | 2.97 | | 5 | | |
| 3/5/2011 | 13:00 | Fine | Middle | 2.0 | 24.69 | 24.69 | 24.71 | 6.93 | 6.93 | 6.92 | 32.39 | 32.39 | 32.39 | 101.9 | 102.4 | 102.0 | 7.02 | 7.06 | 7.03 | 5.94 | 5.62 | 5.76 | 7 | 6.50 | |
| | 13:02 | | Middle | 2.0 | 24.73 | 24.73 | | 6.91 | 6.91 | | 32.39 | 32.39 | | 101.9 | 101.9 | | 7.01 | 7.02 | | 5.79 | 5.67 | | 6 | | |
| 5/5/2011 | 10:02 | Cloudy | Middle | 2.5 | 23.30 | 23.30 | 23.30 | 7.64 | 7.64 | 7.68 | 33.14 | 33.14 | 33.17 | 77.9 | 79.7 | 78.7 | 5.47 | 5.59 | 5.52 | 3.62 | 3.91 | 3.77 | 7 | 7.50 | |
| | 10:03 | | Middle | 2.5 | 23.30 | 23.30 | | 7.72 | 7.72 | | 33.20 | 33.20 | | 77.6 | 79.5 | | 5.44 | 5.58 | | 3.68 | 3.86 | | 8 | | |
| 7/5/2011 | 10:25 | Sunny | Middle | 2.5 | 25.00 | 25.00 | 25.00 | 7.84 | 7.84 | 7.84 | 32.88 | 32.88 | 32.88 | 74.0 | 73.0 | 74.1 | 5.06 | 4.99 | 5.06 | 6.68 | 6.61 | 6.40 | 9 | 9.00 | |
| | 10:26 | | Middle | 2.5 | 25.00 | 25.00 | | 7.84 | 7.84 | | 32.88 | 32.88 | | 74.9 | 74.3 | | 5.12 | 5.07 | | 6.15 | 6.15 | | 9 | | |
| 9/5/2011 | 12:13 | Sunny | Middle | 2.0 | 26.80 | 26.80 | 26.80 | 7.83 | 7.83 | 7.83 | 32.81 | 32.81 | 32.81 | 83.0 | 86.1 | 83.7 | 5.48 | 5.68 | 5.54 | 3.55 | 4.12 | 3.93 | 6 | 5.50 | |
| | 12:14 | | Middle | 2.0 | 26.80 | 26.80 | | 7.83 | 7.83 | | 32.81 | 32.81 | | 83.6 | 82.0 | | 5.52 | 5.48 | | 4.00 | 4.03 | | 5 | | |
| 12/5/2011 | 16:46 | Cloudy | Middle | 2.0 | 29.50 | 29.50 | 29.45 | 7.95 | 7.95 | 7.96 | 30.57 | 30.57 | 30.44 | 85.1 | 80.7 | 84.3 | 5.48 | 5.19 | 5.44 | 1.52 | 1.48 | 1.43 | 2 | 3.00 | |
| | 16:47 | | Middle | 2.0 | 29.40 | 29.40 | | 7.97 | 7.97 | | 30.31 | 30.31 | | 85.7 | 85.8 | | 5.52 | 5.58 | | 1.49 | 1.24 | | 4 | | |
| 14/5/2011 | 7:00 | Rainy | Middle | 3.0 | 24.00 | 24.00 | 24.05 | 7.90 | 7.90 | 7.90 | 32.47 | 32.47 | 32.45 | 77.9 | 77.2 | 77.8 | 5.44 | 5.39 | 5.43 | 3.10 | 2.84 | 2.93 | 4 | 5.00 | |
| | 7:05 | | Middle | 3.0 | 24.10 | 24.10 | | 7.90 | 7.90 | | 32.43 | 32.43 | | 78.5 | 77.5 | | 5.48 | 5.41 | | 3.02 | 2.77 | | 6 | | |
| 16/5/2011 | 8:10 | Cloudy | Middle | 2.5 | 24.66 | 24.66 | 24.66 | 7.49 | 7.49 | 7.49 | 31.47 | 31.47 | 31.47 | 73.9 | 68.8 | 71.7 | 5.14 | 4.78 | 4.99 | 5.04 | 5.05 | 5.01 | 12 | 11.00 | |
| | 8:11 | | Middle | 2.5 | 24.66 | 24.66 | | 7.49 | 7.49 | | 31.47 | 31.47 | | 71.8 | 72.3 | | 4.99 | 5.03 | | 5.00 | 4.96 | | 10 | | |
| 18/5/2011 | 13:10 | Fine | Middle | 2.5 | 25.20 | 25.20 | 25.28 | 8.01 | 8.01 | 8.01 | 32.74 | 32.74 | 32.72 | 73.9 | 74.9 | 73.8 | 5.03 | 5.09 | 5.02 | 3.62 | 3.39 | 3.49 | 6 | 5.00 | |
| | 13:14 | | Middle | 2.5 | 25.30 | 25.40 | | 8.01 | 8.01 | | 32.69 | 32.69 | | 74.4 | 72.0 | | 5.06 | 4.90 | | 3.51 | 3.44 | | 4 | | |
| 20/5/2011 | 12:05 | Fine | Middle | 2.5 | 26.10 | 26.10 | 26.20 | 8.04 | 8.04 | 8.03 | 32.80 | 32.80 | 32.79 | 87.6 | 86.7 | 87.6 | 5.87 | 5.81 | 5.87 | 3.14 | 3.09 | 3.06 | 4 | 4.00 | |
| | 12:10 | | Middle | 2.5 | 26.30 | 26.30 | | 8.01 | 8.01 | | 32.78 | 32.78 | | 88.5 | 87.7 | | 5.92 | 5.87 | | 2.95 | 3.06 | | 4 | | |
| 23/5/2011 | 16:07 | Cloudy | Middle | 2.0 | 25.70 | 25.70 | 25.70 | 8.02 | 8.02 | 8.00 | 30.95 | 30.95 | 30.86 | 76.6 | 77.3 | 78.4 | 5.25 | 5.30 | 5.37 | 2.71 | 2.47 | 2.49 | 8 | 8.00 | |
| | 16:11 | | Middle | 2.0 | 25.70 | 25.70 | | 7.97 | 7.97 | | 30.77 | 30.77 | | 80.4 | 79.1 | | 5.51 | 5.42 | | 2.36 | 2.41 | | 8 | | |
| 25/5/2011 | 15:45 | Cloudy | Middle | 2.5 | 25.08 | 25.08 | 25.09 | 7.37 | 7.37 | 7.39 | 32.00 | 32.00 | 32.00 | 66.8 | 66.8 | 66.6 | 4.60 | 4.60 | 4.59 | 3.77 | 3.47 | 3.71 | 6 | 5.50 | |
| | 15:46 | | Middle | 2.5 | 25.09 | 25.09 | | 7.41 | 7.41 | | 31.99 | 31.99 | | 66.4 | 66.4 | | 4.57 | 4.57 | | 3.94 | 3.67 | | 5 | | |



**Water Monitoring Result at WSD15 - Sai Wan Ho
Mid-Ebb Tide**

| Date | Time | Weather Condition | Sampling Depth | | Water Temperature | | pH | | | Salinity | | DO Saturation | | DO | | Turbidity | | Suspended Solids | | | | | | |
|-----------|-------|-------------------|----------------|---|-------------------|---------|-------|---------|-------|----------|-------|---------------|-------|---------|-------|-----------|-------|------------------|------|-------|-------|--------------|----|-------|
| | | | m | | °C | | - | | ppt | | % | | mg/L | | NTU | | mg/L | | | | | | | |
| | | | | | Value | Average | Value | Average | Value | Average | Value | Average | Value | Average | Value | Average | Value | Average | | | | | | |
| 28/4/2011 | 18:58 | Cloudy | Middle | 3 | 23.10 | 23.10 | 23.10 | 7.95 | 7.95 | 7.95 | 33.02 | 33.02 | 33.02 | 79.7 | 77.2 | 79.6 | 5.64 | 5.46 | 5.67 | 3.39 | 2.91 | 2.77 | 6 | 5.00 |
| | 19:00 | | Middle | 3 | 23.10 | 23.10 | | 7.95 | 7.95 | | 33.02 | 33.02 | | 76.4 | 85.1 | | 5.56 | 6.02 | | 2.46 | 2.32 | | 4 | |
| 30/4/2011 | 10:50 | Cloudy, Foggy | Middle | 3 | 23.80 | 23.80 | 23.80 | 7.87 | 7.87 | 7.87 | 33.20 | 33.20 | 33.20 | 75.6 | 76.3 | 75.0 | 5.27 | 5.33 | 5.26 | 5.12 | 4.54 | 4.96 | 14 | 10.50 |
| | 10:51 | | Middle | 3 | 23.80 | 23.80 | | 7.87 | 7.87 | | 33.20 | 33.20 | | 72.8 | 75.1 | | 5.16 | 5.28 | | 5.44 | 4.75 | | 7 | |
| 3/5/2011 | 12:35 | Fine | Middle | 2 | 24.63 | 24.63 | 24.64 | 6.60 | 6.60 | 6.60 | 32.38 | 32.38 | 32.39 | 96.2 | 94.7 | 95.0 | 6.64 | 6.54 | 6.55 | 4.97 | 5.05 | 4.96 | 7 | 8.00 |
| | 12:36 | | Middle | 2 | 24.65 | 24.65 | | 6.59 | 6.59 | | 32.40 | 32.40 | | 94.0 | 94.9 | | 6.48 | 6.54 | | 4.90 | 4.92 | | 9 | |
| 5/5/2011 | 15:55 | Cloudy | Middle | 2 | 23.70 | 23.70 | 23.70 | 7.88 | 7.88 | 7.88 | 32.86 | 32.86 | 32.86 | 65.5 | 69.3 | 66.7 | 4.58 | 4.85 | 4.67 | 3.88 | 3.68 | 3.95 | 7 | 8.00 |
| | 15:56 | | Middle | 2 | 23.70 | 23.70 | | 7.88 | 7.88 | | 32.86 | 32.86 | | 67.5 | 64.6 | | 4.72 | 4.53 | | 4.08 | 4.16 | | 9 | |
| 7/5/2011 | 15:07 | Sunny | Middle | 2 | 25.40 | 25.40 | 25.55 | 7.86 | 7.86 | 7.86 | 32.70 | 32.70 | 32.70 | 75.5 | 76.8 | 75.6 | 5.14 | 5.21 | 5.14 | 3.31 | 3.07 | 3.16 | 11 | 11.00 |
| | 15:08 | | Middle | 2 | 25.70 | 25.70 | | 7.86 | 7.86 | | 32.70 | 32.70 | | 75.3 | 74.9 | | 5.11 | 5.08 | | 3.26 | 3.01 | | 11 | |
| 9/5/2011 | 17:25 | Sunny | Middle | 2 | 25.50 | 25.50 | 25.55 | 7.86 | 7.86 | 7.86 | 32.07 | 32.07 | 32.08 | 75.6 | 76.7 | 76.0 | 5.15 | 5.14 | 5.15 | 2.49 | 2.34 | 2.34 | 2 | 2.50 |
| | 17:26 | | Middle | 2 | 25.60 | 25.60 | | 7.86 | 7.86 | | 32.08 | 32.08 | | 77.3 | 74.2 | | 5.26 | 5.06 | | 2.40 | 2.12 | | 3 | |
| 12/5/2011 | 20:51 | Cloudy | Middle | 3 | 26.90 | 26.90 | 27.00 | 7.94 | 7.94 | 7.94 | 31.11 | 31.11 | 31.11 | 84.0 | 81.5 | 83.1 | 5.61 | 5.44 | 5.55 | 11.80 | 10.30 | 10.75 | 5 | 5.50 |
| | 20:52 | | Middle | 3 | 27.10 | 27.10 | | 7.94 | 7.94 | | 31.11 | 31.11 | | 82.3 | 84.6 | | 5.49 | 5.64 | | 10.60 | 10.30 | | 6 | |
| 14/5/2011 | 11:55 | Rainy | Middle | 3 | 24.40 | 24.40 | 24.40 | 7.98 | 7.98 | 7.97 | 31.93 | 31.93 | 31.93 | 79.6 | 78.5 | 79.2 | 5.54 | 5.47 | 5.52 | 2.33 | 2.36 | 2.31 | 6 | 6.00 |
| | 11:58 | | Middle | 3 | 24.40 | 24.40 | | 7.96 | 7.96 | | 31.93 | 31.93 | | 79.9 | 78.9 | | 5.57 | 5.50 | | 2.11 | 2.42 | | 6 | |
| 16/5/2011 | 13:55 | Cloudy | Middle | 3 | 25.66 | 25.67 | 25.76 | 7.14 | 7.14 | 7.14 | 31.30 | 31.30 | 31.34 | 64.9 | 66.4 | 66.1 | 4.43 | 4.53 | 4.51 | 3.59 | 3.63 | 3.55 | 6 | 5.50 |
| | 13:56 | | Middle | 3 | 25.86 | 25.86 | | 7.14 | 7.14 | | 31.37 | 31.37 | | 67.2 | 66.0 | | 4.58 | 4.50 | | 3.41 | 3.56 | | 5 | |
| 18/5/2011 | 12:13 | Fine | Middle | 3 | 25.30 | 25.30 | 25.40 | 7.99 | 7.99 | 7.99 | 32.69 | 32.69 | 32.69 | 84.4 | 83.1 | 83.8 | 5.74 | 5.65 | 5.70 | 3.53 | 2.97 | 3.48 | 12 | 12.00 |
| | 12:17 | | Middle | 3 | 25.50 | 25.50 | | 7.98 | 7.98 | | 32.69 | 32.69 | | 84.6 | 82.9 | | 5.76 | 5.64 | | 3.74 | 3.66 | | 12 | |
| 20/5/2011 | 13:20 | Fine | Middle | 3 | 25.60 | 25.60 | 25.70 | 8.02 | 8.02 | 8.01 | 32.76 | 32.76 | 32.74 | 83.1 | 81.7 | 82.6 | 5.62 | 5.52 | 5.58 | 3.83 | 3.13 | 3.32 | 8 | 6.00 |
| | 13:24 | | Middle | 3 | 25.80 | 25.80 | | 7.99 | 7.99 | | 32.72 | 32.72 | | 83.7 | 81.9 | | 5.66 | 5.53 | | 3.09 | 3.24 | | 4 | |
| 23/5/2011 | 13:01 | Cloudy | Middle | 3 | 26.70 | 26.70 | 26.80 | 7.88 | 7.88 | 7.89 | 30.33 | 30.33 | 30.58 | 82.3 | 81.6 | 81.8 | 5.53 | 5.49 | 5.50 | 1.92 | 1.97 | 1.88 | 2 | 2.50 |
| | 13:05 | | Middle | 3 | 26.90 | 26.90 | | 7.90 | 7.90 | | 30.83 | 30.83 | | 82.4 | 81.0 | | 5.54 | 5.44 | | 1.83 | 1.78 | | 3 | |
| 25/5/2011 | 19:25 | Cloudy | Middle | 3 | 25.00 | 25.00 | 24.95 | 7.70 | 7.70 | 7.70 | 31.95 | 31.95 | 31.95 | 78.6 | 79.7 | 79.0 | 5.42 | 5.52 | 5.46 | 1.29 | 1.35 | 1.41 | 3 | 3.00 |
| | 19:26 | | Middle | 3 | 24.90 | 24.90 | | 7.70 | 7.70 | | 31.95 | 31.95 | | 80.0 | 77.6 | | 5.52 | 5.36 | | 1.48 | 1.50 | | 3 | |



**Water Monitoring Result at WSD17 - Quarry Bay
Mid-Ebb Tide**

| Date | Time | Weather Condition | Sampling Depth | | Water Temperature | | pH | | | Salinity | | DO Saturation | | DO | | Turbidity | | Suspended Solids | | | | | | |
|-----------|-------|-------------------|----------------|---|-------------------|---------|-------|---------|-------|----------|-------|---------------|-------|---------|-------|-----------|-------|------------------|------|------|------|------|----|-------|
| | | | m | | °C | | - | | ppt | | % | | mg/L | | NTU | | mg/L | | | | | | | |
| | | | | | Value | Average | Value | Average | Value | Average | Value | Average | Value | Average | Value | Average | Value | Average | | | | | | |
| 28/4/2011 | 18:40 | Cloudy | Middle | 3 | 23.40 | 23.40 | 23.40 | 7.94 | 7.94 | 7.94 | 33.02 | 33.02 | 33.02 | 78.1 | 77.9 | 78.5 | 5.49 | 5.48 | 5.51 | 3.51 | 3.71 | 3.51 | 9 | 8.00 |
| | 18:42 | | Middle | 3 | 23.40 | 23.40 | | 7.94 | 7.93 | | 33.02 | 33.02 | | 80.0 | 77.8 | | 5.60 | 5.48 | | 3.60 | 3.23 | | 7 | |
| 30/4/2011 | 10:21 | Cloudy, Foggy | Middle | 2 | 23.50 | 23.50 | 23.50 | 7.83 | 7.83 | 7.83 | 32.51 | 32.51 | 32.51 | 70.9 | 70.9 | 70.5 | 4.98 | 4.98 | 4.95 | 5.00 | 4.71 | 5.00 | 6 | 7.00 |
| | 10:22 | | Middle | 2 | 23.50 | 23.50 | | 7.83 | 7.83 | | 32.51 | 32.51 | | 70.0 | 70.0 | | 4.92 | 4.92 | | 5.27 | 5.03 | | 8 | |
| 3/5/2011 | 12:00 | Fine | Middle | 2 | 24.53 | 24.53 | 24.54 | 6.64 | 6.64 | 6.63 | 31.81 | 31.81 | 31.82 | 95.2 | 95.1 | 94.6 | 6.51 | 6.50 | 6.48 | 7.59 | 7.99 | 7.91 | 7 | 7.50 |
| | 12:05 | | Middle | 2 | 24.55 | 24.55 | | 6.62 | 6.62 | | 31.83 | 31.83 | | 93.9 | 94.0 | | 6.44 | 6.45 | | 8.04 | 8.00 | | 8 | |
| 5/5/2011 | 15:24 | Cloudy | Middle | 2 | 24.10 | 24.10 | 24.10 | 7.84 | 7.84 | 7.84 | 32.21 | 32.21 | 32.22 | 71.6 | 73.1 | 70.8 | 5.05 | 5.07 | 4.93 | 4.88 | 5.27 | 5.18 | 9 | 10.00 |
| | 15:25 | | Middle | 2 | 24.10 | 24.10 | | 7.84 | 7.84 | | 32.22 | 32.22 | | 71.5 | 67.0 | | 4.93 | 4.68 | | 5.28 | 5.27 | | 11 | |
| 7/5/2011 | 14:45 | Sunny | Middle | 3 | 25.20 | 25.20 | 25.40 | 7.88 | 7.88 | 7.86 | 32.08 | 32.08 | 32.09 | 74.8 | 75.7 | 74.1 | 5.13 | 5.10 | 5.04 | 5.36 | 5.23 | 5.28 | 9 | 9.00 |
| | 14:46 | | Middle | 3 | 25.60 | 25.60 | | 7.83 | 7.83 | | 32.11 | 32.08 | | 71.9 | 73.9 | | 4.89 | 5.03 | | 5.19 | 5.32 | | 9 | |
| 9/5/2011 | 16:55 | Sunny | Middle | 2 | 25.90 | 25.90 | 25.95 | 7.84 | 7.84 | 7.84 | 32.03 | 32.03 | 32.03 | 77.4 | 74.6 | 75.4 | 5.24 | 5.03 | 5.09 | 3.32 | 2.96 | 3.31 | 5 | 6.00 |
| | 16:56 | | Middle | 2 | 26.00 | 26.00 | | 7.83 | 7.83 | | 32.03 | 32.03 | | 74.6 | 74.8 | | 5.03 | 5.05 | | 3.69 | 3.27 | | 7 | |
| 12/5/2011 | 19:50 | Cloudy | Middle | 3 | 26.70 | 26.70 | 26.50 | 7.98 | 7.98 | 7.96 | 30.78 | 30.78 | 30.75 | 83.2 | 80.6 | 80.5 | 5.63 | 5.30 | 5.39 | 1.72 | 1.73 | 1.83 | 2 | 3.00 |
| | 19:51 | | Middle | 3 | 26.30 | 26.30 | | 7.94 | 7.94 | | 30.72 | 30.72 | | 77.3 | 80.9 | | 5.19 | 5.43 | | 2.10 | 1.75 | | 4 | |
| 14/5/2011 | 11:20 | Rainy | Middle | 2 | 24.10 | 24.10 | 24.20 | 7.99 | 7.99 | 7.98 | 32.08 | 32.08 | 32.08 | 82.3 | 81.5 | 81.8 | 5.74 | 5.68 | 5.70 | 2.47 | 2.52 | 2.39 | 3 | 4.00 |
| | 11:24 | | Middle | 2 | 24.30 | 24.30 | | 7.97 | 7.97 | | 32.07 | 32.07 | | 82.3 | 81.2 | | 5.73 | 5.66 | | 2.24 | 2.34 | | 5 | |
| 16/5/2011 | 13:19 | Cloudy | Middle | 2 | 25.73 | 25.73 | 25.78 | 7.04 | 7.04 | 7.04 | 31.12 | 31.12 | 31.11 | 74.5 | 73.5 | 71.7 | 5.09 | 5.02 | 4.90 | 3.84 | 3.94 | 3.77 | 5 | 5.50 |
| | 13:20 | | Middle | 2 | 25.82 | 25.82 | | 7.03 | 7.03 | | 31.09 | 31.09 | | 70.8 | 67.9 | | 4.83 | 4.64 | | 3.76 | 3.55 | | 6 | |
| 18/5/2011 | 12:38 | Fine | Middle | 3 | 25.60 | 25.60 | 25.65 | 7.89 | 7.89 | 7.89 | 31.33 | 31.33 | 31.38 | 72.6 | 71.8 | 72.2 | 4.95 | 4.89 | 4.92 | 4.28 | 4.21 | 4.04 | 8 | 8.00 |
| | 12:42 | | Middle | 3 | 25.70 | 25.70 | | 7.89 | 7.89 | | 31.42 | 31.42 | | 72.8 | 71.5 | | 4.97 | 4.87 | | 3.65 | 4.02 | | 8 | |
| 20/5/2011 | 13:55 | Fine | Middle | 3 | 26.40 | 26.40 | 26.60 | 7.92 | 7.92 | 7.91 | 31.95 | 31.95 | 31.86 | 72.5 | 71.5 | 72.2 | 4.82 | 4.73 | 4.77 | 4.32 | 4.08 | 4.08 | 9 | 7.00 |
| | 13:59 | | Middle | 3 | 26.80 | 26.80 | | 7.90 | 7.90 | | 31.77 | 31.77 | | 74.0 | 70.6 | | 4.87 | 4.64 | | 4.00 | 3.91 | | 5 | |
| 23/5/2011 | 13:40 | Cloudy | Middle | 3 | 26.30 | 26.30 | 26.45 | 7.95 | 7.95 | 7.94 | 29.91 | 29.91 | 29.89 | 74.4 | 73.8 | 73.7 | 5.05 | 5.01 | 4.99 | 2.56 | 2.55 | 2.50 | 3 | 3.50 |
| | 13:44 | | Middle | 3 | 26.60 | 26.60 | | 7.93 | 7.93 | | 29.87 | 29.87 | | 74.3 | 72.2 | | 5.03 | 4.88 | | 2.43 | 2.47 | | 4 | |
| 25/5/2011 | 18:55 | Cloudy | Middle | 3 | 25.14 | 25.14 | 25.12 | 7.54 | 7.54 | 7.54 | 31.68 | 31.68 | 31.74 | 57.9 | 57.7 | 56.3 | 3.98 | 3.97 | 3.87 | 2.17 | 2.08 | 2.16 | 4 | 4.50 |
| | 18:56 | | Middle | 3 | 25.10 | 25.10 | | 7.54 | 7.54 | | 31.80 | 31.80 | | 54.2 | 55.4 | | 3.73 | 3.81 | | 2.35 | 2.03 | | 5 | |



**Water Monitoring Result at C9 - Provident Centre
Mid-Ebb Tide**

| Date | Time | Weather Condition | Sampling Depth | | Water Temperature | | pH | | | Salinity | | DO Saturation | | DO | | Turbidity | | Suspended Solids | | | | | | |
|-----------|-------|-------------------|----------------|-------|-------------------|-------|---------|-------|---------|----------|---------|---------------|---------|-------|---------|-----------|---------|------------------|---------|-------|-------|--------------|----|-------|
| | | | | | °C | | - | | ppt | | % | | mg/L | | NTU | | mg/L | | | | | | | |
| | | | m | Value | Average | Value | Average | Value | Average | Value | Average | Value | Average | Value | Average | Value | Average | Value | Average | | | | | |
| 28/4/2011 | 20:26 | Cloudy | Middle | 2 | 23.30 | 23.30 | 23.30 | 7.88 | 7.88 | 7.88 | 32.62 | 32.62 | 32.62 | 74.5 | 71.5 | 72.9 | 5.27 | 5.08 | 5.18 | 3.83 | 3.52 | 3.82 | 7 | 7.50 |
| | 20:27 | | Middle | 2 | 23.30 | 23.30 | | 7.88 | 7.89 | | 32.62 | 32.63 | | 74.3 | 71.2 | | 5.33 | 5.04 | | 4.06 | 3.86 | | 8 | |
| 30/4/2011 | 13:05 | Cloudy, Foggy | Middle | 2 | 23.90 | 23.90 | 23.90 | 7.86 | 7.86 | 7.85 | 32.79 | 32.79 | 32.78 | 72.2 | 72.1 | 71.6 | 5.03 | 5.03 | 4.99 | 5.20 | 4.64 | 4.72 | 9 | 8.00 |
| | 13:06 | | Middle | 2 | 23.90 | 23.90 | | 7.84 | 7.84 | | 32.77 | 32.77 | | 71.5 | 70.5 | | 4.98 | 4.92 | | 4.69 | 4.36 | | 7 | |
| 3/5/2011 | 11:30 | Fine | Middle | 2 | 24.61 | 24.61 | 24.62 | 6.89 | 6.89 | 6.89 | 31.84 | 31.84 | 31.81 | 95.1 | 93.3 | 93.0 | 6.59 | 6.46 | 6.43 | 12.60 | 11.50 | 11.53 | 10 | 10.50 |
| | 11:35 | | Middle | 2 | 24.62 | 24.62 | | 6.88 | 6.88 | | 31.78 | 31.78 | | 92.6 | 90.9 | | 6.40 | 6.28 | | 11.10 | 10.90 | | 11 | |
| 5/5/2011 | 14:52 | Cloudy | Middle | 2 | 24.00 | 24.00 | 24.05 | 7.88 | 7.88 | 7.89 | 32.14 | 32.14 | 32.15 | 51.3 | 60.0 | 58.8 | 3.76 | 4.22 | 4.17 | 5.48 | 5.32 | 5.44 | 12 | 12.00 |
| | 14:53 | | Middle | 2 | 24.10 | 24.10 | | 7.89 | 7.89 | | 32.15 | 32.15 | | 64.0 | 59.9 | | 4.49 | 4.22 | | 5.58 | 5.38 | | 12 | |
| 7/5/2011 | 14:17 | Sunny | Middle | 3 | 24.20 | 24.20 | 24.20 | 7.94 | 7.94 | 7.91 | 31.96 | 31.96 | 31.98 | 67.4 | 68.0 | 67.2 | 4.71 | 4.75 | 4.70 | 4.68 | 4.79 | 4.55 | 8 | 9.00 |
| | 14:21 | | Middle | 3 | 24.20 | 24.20 | | 7.88 | 7.88 | | 31.99 | 31.99 | | 66.9 | 66.6 | | 4.67 | 4.65 | | 4.38 | 4.36 | | 10 | |
| 9/5/2011 | 16:25 | Sunny | Middle | 2 | 25.80 | 25.80 | 25.80 | 7.96 | 7.96 | 7.96 | 31.43 | 31.43 | 31.43 | 79.4 | 78.5 | 78.8 | 5.40 | 5.33 | 5.35 | 5.09 | 4.53 | 4.62 | 10 | 10.00 |
| | 16:30 | | Middle | 2 | 25.80 | 25.80 | | 7.96 | 7.96 | | 31.42 | 31.42 | | 78.7 | 78.6 | | 5.34 | 5.33 | | 4.78 | 4.09 | | 10 | |
| 12/5/2011 | 20:15 | Cloudy | Middle | 2 | 26.80 | 26.80 | 26.80 | 8.00 | 8.00 | 8.00 | 29.95 | 29.95 | 29.95 | 83.9 | 85.0 | 81.6 | 5.68 | 5.74 | 5.52 | 3.01 | 2.54 | 3.12 | 8 | 8.00 |
| | 20:16 | | Middle | 2 | 26.80 | 26.80 | | 8.00 | 8.00 | | 29.95 | 29.95 | | 80.4 | 77.2 | | 5.41 | 5.26 | | 3.57 | 3.36 | | 8 | |
| 14/5/2011 | 12:28 | Rainy | Middle | 2 | 24.50 | 24.50 | 24.45 | 8.00 | 8.00 | 7.99 | 31.69 | 31.69 | 31.70 | 71.7 | 71.2 | 70.3 | 4.99 | 4.97 | 4.90 | 4.37 | 4.18 | 4.23 | 8 | 7.50 |
| | 12:31 | | Middle | 2 | 24.40 | 24.40 | | 7.98 | 7.98 | | 31.70 | 31.70 | | 69.0 | 69.4 | | 4.81 | 4.84 | | 4.12 | 4.25 | | 7 | |
| 16/5/2011 | 9:00 | Cloudy | Middle | 2 | 24.40 | 24.40 | 24.40 | 8.03 | 8.03 | 8.03 | 32.40 | 32.40 | 32.40 | 76.2 | 75.6 | 75.4 | 5.29 | 5.26 | 5.24 | 4.99 | 5.12 | 5.30 | 12 | 11.00 |
| | 9:04 | | Middle | 2 | 24.40 | 24.40 | | 8.02 | 8.02 | | 32.39 | 32.39 | | 75.0 | 74.7 | | 5.21 | 5.18 | | 5.47 | 5.60 | | 10 | |
| 18/5/2011 | 11:35 | Fine | Middle | 2 | 24.70 | 24.70 | 24.70 | 7.95 | 7.95 | 7.95 | 31.98 | 31.98 | 31.97 | 70.0 | 69.9 | 69.4 | 4.85 | 4.84 | 4.81 | 5.02 | 4.93 | 4.87 | 8 | 7.50 |
| | 11:38 | | Middle | 2 | 24.70 | 24.70 | | 7.94 | 7.94 | | 31.95 | 31.95 | | 68.8 | 68.9 | | 4.77 | 4.78 | | 4.70 | 4.81 | | 7 | |
| 20/5/2011 | 16:40 | Fine | Middle | 2 | 25.60 | 25.60 | 25.60 | 8.03 | 8.03 | 8.00 | 30.62 | 30.62 | 30.63 | 87.8 | 80.9 | 82.2 | 5.62 | 5.56 | 5.55 | 5.17 | 4.23 | 4.53 | 8 | 8.00 |
| | 16:43 | | Middle | 2 | 25.60 | 25.60 | | 7.97 | 7.97 | | 30.64 | 30.64 | | 80.2 | 79.9 | | 5.51 | 5.49 | | 4.48 | 4.25 | | 8 | |
| 23/5/2011 | 18:30 | Cloudy | Middle | 2 | 25.60 | 25.60 | 25.60 | 7.99 | 7.99 | 7.99 | 29.88 | 29.88 | 29.88 | 72.6 | 72.5 | 72.4 | 5.01 | 5.00 | 5.00 | 4.18 | 3.76 | 3.87 | 6 | 7.00 |
| | 18:33 | | Middle | 2 | 25.60 | 25.60 | | 7.99 | 7.99 | | 29.88 | 29.88 | | 72.2 | 72.3 | | 4.98 | 4.99 | | 3.71 | 3.82 | | 8 | |
| 25/5/2011 | 21:30 | Cloudy | Middle | 2 | 25.07 | 25.08 | 25.16 | 7.53 | 7.53 | 7.53 | 31.61 | 31.60 | 31.58 | 64.4 | 65.4 | 64.6 | 4.43 | 4.50 | 4.44 | 2.61 | 3.06 | 2.82 | 10 | 10.50 |
| | 21:31 | | Middle | 2 | 25.24 | 25.24 | | 7.53 | 7.53 | | 31.55 | 31.55 | | 64.7 | 63.8 | | 4.45 | 4.38 | | 2.80 | 2.80 | | 11 | |



**Water Monitoring Result at C8 - City Garden
Mid-Ebb Tide**

| Date | Time | Weather Condition | Sampling Depth | | Water Temperature | | pH | | | Salinity | | DO Saturation | | DO | | Turbidity | | Suspended Solids | | | | | | |
|-----------|-------|-------------------|----------------|---|-------------------|---------|-------|---------|-------|----------|-------|---------------|-------|---------|-------|-----------|-------|------------------|------|-------|------|-------|----|-------|
| | | | m | | °C | | - | | ppt | | % | | mg/L | | NTU | | mg/L | | | | | | | |
| | | | | | Value | Average | Value | Average | Value | Average | Value | Average | Value | Average | Value | Average | Value | Average | | | | | | |
| 28/4/2011 | 21:01 | Cloudy | Middle | 2 | 23.40 | 23.40 | 23.40 | 7.85 | 7.85 | 7.85 | 32.91 | 32.91 | 32.91 | 70.6 | 67.2 | 68.6 | 4.97 | 4.73 | 4.83 | 6.29 | 6.87 | 6.71 | 13 | 17.50 |
| | 21:02 | | Middle | 2 | 23.40 | 23.40 | | 7.85 | 7.85 | | 32.91 | 32.91 | | 66.1 | 70.3 | | 4.64 | 4.98 | | 6.64 | 7.05 | | 22 | |
| 30/4/2011 | 12:45 | Cloudy, Foggy | Middle | 2 | 23.80 | 23.90 | 23.88 | 7.99 | 7.99 | 7.99 | 32.72 | 32.72 | 32.72 | 72.1 | 71.8 | 71.3 | 4.85 | 4.84 | 4.80 | 5.72 | 5.76 | 5.56 | 12 | 11.00 |
| | 12:46 | | Middle | 2 | 23.90 | 23.90 | | 7.99 | 7.99 | | 32.72 | 32.72 | | 70.7 | 70.4 | | 4.72 | 4.79 | | 5.31 | 5.46 | | 10 | |
| 3/5/2011 | 10:05 | Fine | Middle | 2 | 24.51 | 24.51 | 24.51 | 6.82 | 6.82 | 6.82 | 31.55 | 31.55 | 31.54 | 90.7 | 90.5 | 90.3 | 6.32 | 6.31 | 6.30 | 10.50 | 9.95 | 10.02 | 9 | 10.00 |
| | 10:07 | | Middle | 2 | 24.50 | 24.50 | | 6.81 | 6.81 | | 31.52 | 31.52 | | 90.8 | 89.2 | | 6.33 | 6.22 | | 10.30 | 9.34 | | 11 | |
| 5/5/2011 | 14:10 | Cloudy | Middle | 2 | 24.10 | 24.10 | 24.10 | 7.79 | 7.79 | 7.79 | 31.74 | 31.74 | 31.74 | 67.6 | 69.3 | 67.0 | 4.73 | 4.89 | 4.70 | 9.86 | 9.04 | 9.09 | 13 | 12.00 |
| | 14:11 | | Middle | 2 | 24.10 | 24.10 | | 7.79 | 7.79 | | 31.74 | 31.74 | | 66.4 | 64.7 | | 4.65 | 4.53 | | 9.06 | 8.41 | | 11 | |
| 7/5/2011 | 13:52 | Sunny | Middle | 2 | 25.80 | 25.80 | 25.80 | 7.81 | 7.81 | 7.81 | 32.00 | 32.00 | 32.00 | 73.5 | 73.1 | 74.1 | 4.98 | 4.95 | 5.02 | 6.84 | 6.13 | 6.29 | 7 | 8.00 |
| | 13:53 | | Middle | 2 | 25.80 | 25.80 | | 7.81 | 7.81 | | 32.00 | 32.00 | | 73.9 | 75.8 | | 5.00 | 5.13 | | 6.43 | 5.74 | | 9 | |
| 9/5/2011 | 16:00 | Sunny | Middle | 2 | 25.90 | 25.90 | 25.95 | 7.67 | 7.67 | 7.67 | 30.01 | 30.01 | 30.01 | 71.8 | 70.0 | 71.0 | 4.92 | 4.72 | 4.84 | 8.37 | 8.12 | 8.29 | 5 | 5.00 |
| | 16:01 | | Middle | 2 | 25.90 | 26.10 | | 7.66 | 7.66 | | 30.00 | 30.00 | | 70.3 | 71.8 | | 4.81 | 4.91 | | 8.89 | 7.79 | | 5 | |
| 12/5/2011 | 19:31 | Cloudy | Middle | 2 | 26.70 | 26.70 | 26.68 | 7.95 | 7.95 | 7.95 | 30.11 | 30.11 | 30.14 | 85.0 | 80.7 | 84.4 | 5.65 | 5.40 | 5.58 | 4.43 | 4.54 | 4.46 | 13 | 12.00 |
| | 19:32 | | Middle | 2 | 26.70 | 26.60 | | 7.95 | 7.95 | | 30.16 | 30.16 | | 84.6 | 87.2 | | 5.46 | 5.80 | | 4.81 | 4.05 | | 11 | |
| 14/5/2011 | 10:02 | Rainy | Middle | 2 | 24.50 | 24.50 | 24.50 | 7.90 | 7.90 | 7.91 | 31.32 | 31.32 | 31.33 | 75.7 | 76.3 | 76.1 | 5.28 | 5.32 | 5.30 | 3.42 | 3.11 | 3.36 | 6 | 6.00 |
| | 10:05 | | Middle | 2 | 24.50 | 24.50 | | 7.91 | 7.91 | | 31.33 | 31.33 | | 76.9 | 75.3 | | 5.36 | 5.23 | | 3.56 | 3.35 | | 6 | |
| 16/5/2011 | 12:48 | Cloudy | Middle | 2 | 26.99 | 26.99 | 26.51 | 6.88 | 6.88 | 6.88 | 31.00 | 31.00 | 31.00 | 76.7 | 78.7 | 76.7 | 5.32 | 5.36 | 5.25 | 6.97 | 7.50 | 7.54 | 9 | 9.00 |
| | 12:49 | | Middle | 2 | 26.02 | 26.02 | | 6.88 | 6.88 | | 31.00 | 31.00 | | 75.3 | 75.9 | | 5.13 | 5.17 | | 7.71 | 7.96 | | 9 | |
| 18/5/2011 | 11:17 | Fine | Middle | 2 | 24.70 | 24.70 | 24.75 | 7.90 | 7.90 | 7.91 | 32.06 | 32.06 | 32.07 | 73.1 | 71.8 | 74.0 | 5.06 | 4.97 | 5.12 | 5.49 | 5.32 | 5.14 | 10 | 10.50 |
| | 11:20 | | Middle | 2 | 24.80 | 24.80 | | 7.91 | 7.91 | | 32.07 | 32.07 | | 76.5 | 74.7 | | 5.28 | 5.16 | | 4.72 | 5.04 | | 11 | |
| 20/5/2011 | 16:15 | Fine | Middle | 2 | 26.10 | 26.10 | 26.20 | 7.91 | 7.91 | 7.91 | 30.52 | 30.52 | 30.50 | 80.5 | 79.1 | 80.4 | 5.47 | 5.37 | 5.46 | 5.59 | 6.62 | 5.54 | 9 | 9.00 |
| | 16:18 | | Middle | 2 | 26.30 | 26.30 | | 7.91 | 7.91 | | 30.48 | 30.48 | | 81.4 | 80.6 | | 5.53 | 5.47 | | 5.32 | 4.63 | | 9 | |
| 23/5/2011 | 18:12 | Cloudy | Middle | 2 | 25.30 | 25.30 | 25.35 | 7.87 | 7.87 | 7.87 | 29.70 | 29.70 | 29.72 | 77.3 | 74.5 | 76.6 | 5.42 | 5.18 | 5.37 | 4.51 | 4.20 | 4.16 | 5 | 5.50 |
| | 18:16 | | Middle | 2 | 25.40 | 25.40 | | 7.87 | 7.87 | | 29.74 | 29.74 | | 77.5 | 77.1 | | 5.44 | 5.42 | | 3.74 | 4.17 | | 6 | |
| 25/5/2011 | 18:40 | Cloudy | Middle | 2 | 25.07 | 25.07 | 25.06 | 7.50 | 7.50 | 7.50 | 31.68 | 31.68 | 31.68 | 66.1 | 66.7 | 66.3 | 4.55 | 4.60 | 4.57 | 3.38 | 3.70 | 3.52 | 6 | 5.00 |
| | 18:41 | | Middle | 2 | 25.05 | 25.05 | | 7.49 | 7.49 | | 31.68 | 31.68 | | 66.1 | 66.1 | | 4.56 | 4.56 | | 3.61 | 3.40 | | 4 | |



**Water Monitoring Result at C6 - Excelsior Hotel
Mid-Ebb Tide**

| Date | Time | Weather Condition | Sampling Depth | | Water Temperature | | pH | | | Salinity | | DO Saturation | | DO | | Turbidity | | Suspended Solids | | | | | | |
|-----------|-------|-------------------|----------------|-------|-------------------|-------|---------|-------|---------|----------|---------|---------------|---------|-------|---------|-----------|---------|------------------|---------|------|------|------|----|------|
| | | | | | °C | | - | | ppt | | % | | mg/L | | NTU | | mg/L | | | | | | | |
| | | | m | Value | Average | Value | Average | Value | Average | Value | Average | Value | Average | Value | Average | Value | Average | Value | Average | | | | | |
| 28/4/2011 | 19:42 | Cloudy | Middle | 2 | 23.90 | 23.90 | 23.90 | 7.61 | 7.61 | 7.61 | 31.58 | 31.58 | 31.58 | 62.7 | 62.3 | 60.8 | 4.41 | 4.38 | 4.27 | 1.22 | 1.32 | 1.29 | 3 | 3.50 |
| | 19:44 | | Middle | 2 | 23.90 | 23.90 | | 7.61 | 7.61 | | 31.58 | 31.58 | | 57.3 | 60.8 | | 4.04 | 4.23 | | 1.28 | 1.34 | | 4 | |
| 30/4/2011 | 9:50 | Cloudy, Foggy | Middle | 2 | 23.60 | 23.60 | 23.60 | 7.64 | 7.64 | 7.64 | 31.56 | 31.56 | 31.56 | 59.0 | 59.5 | 59.4 | 4.16 | 4.20 | 4.19 | 3.11 | 3.01 | 2.95 | 5 | 6.00 |
| | 9:51 | | Middle | 2 | 23.60 | 23.60 | | 7.64 | 7.64 | | 31.56 | 31.56 | | 59.7 | 59.3 | | 4.21 | 4.18 | | 2.71 | 2.96 | | 7 | |
| 3/5/2011 | 9:30 | Fine | Middle | 2 | 24.40 | 24.40 | 24.41 | 6.67 | 6.67 | 6.67 | 30.96 | 30.96 | 30.96 | 66.8 | 65.5 | 65.3 | 4.68 | 4.59 | 4.57 | 5.28 | 4.93 | 4.92 | 4 | 3.50 |
| | 9:32 | | Middle | 2 | 24.42 | 24.42 | | 6.66 | 6.66 | | 30.96 | 30.96 | | 64.5 | 64.3 | | 4.52 | 4.50 | | 4.72 | 4.74 | | 3 | |
| 5/5/2011 | 13:35 | Cloudy | Middle | 1 | 24.50 | 24.50 | 24.50 | 7.64 | 7.64 | 7.64 | 31.27 | 31.27 | 31.27 | 62.1 | 64.0 | 61.9 | 4.33 | 4.43 | 4.30 | 1.25 | 1.35 | 1.29 | 3 | 3.00 |
| | 13:36 | | Middle | 1 | 24.50 | 24.50 | | 7.64 | 7.64 | | 31.27 | 31.27 | | 60.6 | 60.8 | | 4.22 | 4.23 | | 1.27 | 1.28 | | <2 | |
| 7/5/2011 | 13:30 | Sunny | Middle | 2 | 26.60 | 26.60 | 26.60 | 7.63 | 7.63 | 7.63 | 31.55 | 31.55 | 31.55 | 49.9 | 50.9 | 50.2 | 3.65 | 3.66 | 3.56 | 4.54 | 4.77 | 4.55 | 6 | 5.00 |
| | 13:31 | | Middle | 2 | 26.60 | 26.60 | | 7.63 | 7.63 | | 31.55 | 31.55 | | 50.1 | 50.0 | | 3.60 | 3.34 | | 4.47 | 4.41 | | 4 | |
| 9/5/2011 | 15:35 | Sunny | Middle | 2 | 26.60 | 26.50 | 26.58 | 7.66 | 7.66 | 7.66 | 31.17 | 31.17 | 31.17 | 61.2 | 63.8 | 62.5 | 4.12 | 4.30 | 4.20 | 1.99 | 2.19 | 2.07 | 3 | 2.50 |
| | 15:36 | | Middle | 2 | 26.60 | 26.60 | | 7.66 | 7.66 | | 31.17 | 31.17 | | 63.4 | 61.6 | | 4.24 | 4.14 | | 2.08 | 2.02 | | 2 | |
| 12/5/2011 | 19:00 | Cloudy | Middle | 2 | 27.30 | 27.40 | 27.38 | 7.67 | 7.67 | 7.67 | 29.95 | 29.95 | 29.95 | 66.1 | 69.1 | 66.6 | 4.41 | 6.61 | 4.94 | 1.59 | 1.60 | 1.60 | 2 | 3.00 |
| | 19:01 | | Middle | 2 | 27.40 | 27.40 | | 7.67 | 7.67 | | 29.95 | 29.95 | | 67.3 | 63.7 | | 4.49 | 4.25 | | 1.47 | 1.73 | | 4 | |
| 14/5/2011 | 9:40 | Rainy | Middle | 2 | 25.40 | 25.40 | 25.40 | 7.61 | 7.61 | 7.60 | 28.64 | 28.64 | 28.64 | 44.2 | 45.0 | 45.3 | 3.08 | 3.14 | 3.16 | 2.30 | 2.73 | 2.45 | 3 | 3.50 |
| | 9:43 | | Middle | 2 | 25.40 | 25.40 | | 7.59 | 7.59 | | 28.64 | 28.64 | | 46.3 | 45.8 | | 3.23 | 3.20 | | 2.40 | 2.38 | | 4 | |
| 16/5/2011 | 12:10 | Cloudy | Middle | 2 | 26.07 | 26.07 | 26.20 | 6.74 | 6.71 | 6.72 | 30.29 | 30.29 | 30.42 | 67.7 | 64.9 | 66.3 | 4.56 | 4.38 | 4.47 | 1.07 | 0.79 | 0.91 | 3 | 2.50 |
| | 12:11 | | Middle | 2 | 26.32 | 26.32 | | 6.71 | 6.71 | | 30.54 | 30.54 | | 68.1 | 64.6 | | 4.59 | 4.35 | | 0.99 | 0.79 | | 2 | |



**Water Monitoring Result at C1 - HKCEC
Mid-Ebb Tide**

| Date | Time | Weather Condition | Sampling Depth | | Water Temperature | | pH | | | Salinity | | DO Saturation | | DO | | Turbidity | | Suspended Solids | | | | | | |
|-----------|-------|-------------------|----------------|-----|-------------------|---------|-------|---------|-------|----------|-------|---------------|-------|---------|-------|-----------|-------|------------------|------|-------|-------|--------------|----|-------|
| | | | m | | °C | | - | | ppt | | % | | mg/L | | NTU | | mg/L | | | | | | | |
| | | | | | Value | Average | Value | Average | Value | Average | Value | Average | Value | Average | Value | Average | Value | Average | | | | | | |
| 28/4/2011 | 19:19 | Cloudy | Middle | 2.0 | 23.60 | 23.60 | 23.60 | 7.81 | 7.81 | 7.81 | 32.40 | 32.40 | 32.40 | 72.6 | 71.4 | 73.3 | 5.11 | 5.02 | 5.14 | 2.45 | 2.36 | 2.41 | 14 | 15.00 |
| | 19:20 | | Middle | 2.0 | 23.60 | 23.60 | | 7.81 | 7.81 | | 32.40 | 32.40 | | 76.6 | 72.5 | | 5.34 | 5.10 | | 2.39 | 2.42 | | 16 | |
| 30/4/2011 | 9:42 | Cloudy, Foggy | Middle | 2.5 | 23.80 | 23.80 | 23.80 | 7.88 | 7.88 | 7.89 | 32.80 | 32.80 | 32.85 | 83.8 | 83.6 | 83.2 | 5.87 | 5.84 | 5.83 | 6.11 | 5.86 | 5.99 | 8 | 7.50 |
| | 9:45 | | Middle | 2.5 | 23.80 | 23.80 | | 7.89 | 7.89 | | 32.90 | 32.90 | | 83.0 | 82.5 | | 5.81 | 5.80 | | 5.90 | 6.10 | | 7 | |
| 3/5/2011 | 10:40 | Fine | Middle | 2.5 | 24.80 | 24.80 | 24.85 | 7.85 | 7.85 | 7.85 | 32.20 | 32.20 | 32.25 | 85.4 | 83.9 | 83.4 | 5.86 | 5.79 | 5.74 | 5.15 | 5.71 | 5.45 | 9 | 8.50 |
| | 10:43 | | Middle | 2.5 | 24.90 | 24.90 | | 7.84 | 7.84 | | 32.30 | 32.30 | | 82.7 | 81.6 | | 5.67 | 5.62 | | 5.47 | 5.46 | | 8 | |
| 5/5/2011 | 10:15 | Cloudy | Middle | 2.0 | 23.70 | 23.70 | 23.70 | 7.95 | 7.95 | 7.95 | 32.40 | 32.40 | 32.40 | 88.7 | 87.8 | 87.7 | 6.22 | 6.17 | 6.15 | 11.00 | 11.70 | 11.45 | 16 | 17.00 |
| | 10:18 | | Middle | 2.0 | 23.70 | 23.70 | | 7.95 | 7.95 | | 32.40 | 32.40 | | 87.4 | 86.8 | | 6.11 | 6.10 | | 11.10 | 12.00 | | 18 | |
| 7/5/2011 | 14:25 | Sunny | Middle | 2.5 | 26.50 | 26.50 | 26.55 | 7.96 | 7.96 | 7.97 | 31.60 | 31.60 | 31.55 | 93.0 | 91.1 | 92.5 | 6.23 | 6.02 | 6.16 | 3.89 | 3.65 | 3.68 | 4 | 5.00 |
| | 14:28 | | Middle | 2.5 | 26.60 | 26.60 | | 7.97 | 7.97 | | 31.50 | 31.50 | | 92.1 | 93.6 | | 6.16 | 6.21 | | 3.54 | 3.62 | | 6 | |
| 9/5/2011 | 14:52 | Sunny | Middle | 1.0 | 26.00 | 26.00 | 25.95 | 7.93 | 7.93 | 7.94 | 31.20 | 31.20 | 31.25 | 89.8 | 89.6 | 89.6 | 6.07 | 6.03 | 6.04 | 5.36 | 4.87 | 4.85 | 5 | 4.50 |
| | 14:55 | | Middle | 1.0 | 25.90 | 25.90 | | 7.94 | 7.94 | | 31.30 | 31.30 | | 89.4 | 89.5 | | 6.02 | 6.03 | | 4.67 | 4.50 | | 4 | |
| 12/5/2011 | 19:36 | Cloudy | Middle | 2.5 | 26.70 | 26.70 | 26.70 | 8.04 | 8.04 | 8.04 | 29.80 | 29.80 | 29.80 | 99.8 | 99.7 | 99.8 | 6.73 | 6.73 | 6.73 | 2.71 | 2.52 | 2.65 | 3 | 3.50 |
| | 19:37 | | Middle | 2.5 | 26.70 | 26.70 | | 8.04 | 8.04 | | 29.80 | 29.80 | | 99.8 | 99.9 | | 6.72 | 6.73 | | 2.65 | 2.73 | | 4 | |
| 14/5/2011 | 10:00 | Rainy | Middle | 2.0 | 25.10 | 25.10 | 25.05 | 7.95 | 7.95 | 7.95 | 31.60 | 31.60 | 31.55 | 90.1 | 89.8 | 89.7 | 6.23 | 6.21 | 6.20 | 3.30 | 3.42 | 3.36 | 4 | 3.50 |
| | 10:03 | | Middle | 2.0 | 25.00 | 25.00 | | 7.94 | 7.94 | | 31.50 | 31.50 | | 89.4 | 89.3 | | 6.18 | 6.16 | | 3.55 | 3.17 | | 3 | |
| 16/5/2011 | 10:23 | Cloudy | Middle | 1.0 | 25.30 | 25.30 | 25.30 | 7.98 | 7.98 | 7.99 | 31.60 | 31.60 | 29.15 | 90.6 | 90.0 | 88.9 | 6.21 | 6.19 | 6.10 | 4.31 | 4.20 | 4.22 | 4 | 4.00 |
| | 10:26 | | Middle | 1.0 | 25.30 | 25.30 | | 7.99 | 7.99 | | 21.70 | 31.70 | | 87.8 | 87.1 | | 6.01 | 5.98 | | 4.30 | 4.07 | | 4 | |
| 18/5/2011 | 12:35 | Fine | Middle | 2.5 | 26.90 | 26.90 | 26.95 | 7.93 | 7.93 | 7.93 | 31.20 | 31.20 | 31.25 | 88.5 | 88.2 | 89.0 | 5.94 | 5.88 | 5.96 | 6.03 | 5.90 | 6.11 | 7 | 8.00 |
| | 12:38 | | Middle | 2.5 | 27.00 | 27.00 | | 7.92 | 7.92 | | 31.30 | 31.30 | | 89.2 | 89.9 | | 5.97 | 6.03 | | 6.40 | 6.12 | | 9 | |
| 20/5/2011 | 14:50 | Fine | Middle | 2.0 | 26.80 | 26.80 | 26.75 | 8.00 | 8.00 | 8.01 | 30.40 | 30.40 | 30.35 | 91.4 | 91.0 | 91.2 | 6.13 | 6.10 | 6.11 | 5.13 | 5.31 | 5.16 | 3 | 3.50 |
| | 14:53 | | Middle | 2.0 | 26.70 | 26.70 | | 8.01 | 8.01 | | 30.30 | 30.30 | | 91.3 | 91.2 | | 6.11 | 6.10 | | 5.12 | 5.06 | | 4 | |
| 23/5/2011 | 15:31 | Cloudy | Middle | 2.5 | 26.00 | 26.00 | 26.05 | 7.97 | 7.97 | 7.98 | 29.70 | 29.70 | 29.75 | 95.4 | 95.3 | 95.1 | 6.51 | 6.50 | 6.49 | 2.72 | 2.85 | 2.69 | 10 | 9.50 |
| | 15:33 | | Middle | 2.5 | 26.10 | 26.10 | | 7.98 | 7.98 | | 29.80 | 29.80 | | 95.0 | 94.8 | | 6.47 | 6.46 | | 2.55 | 2.62 | | 9 | |
| 25/5/2011 | 16:33 | Cloudy | Middle | 2.0 | 25.40 | 25.40 | 25.45 | 8.01 | 8.01 | 8.02 | 32.30 | 32.30 | 32.30 | 90.3 | 90.0 | 89.8 | 6.17 | 6.14 | 6.13 | 3.72 | 3.73 | 3.73 | 7 | 8.00 |
| | 16:36 | | Middle | 2.0 | 25.50 | 25.50 | | 8.02 | 8.02 | | 32.30 | 32.30 | | 89.6 | 89.2 | | 6.11 | 6.09 | | 3.74 | 3.73 | | 9 | |



**Water Monitoring Result at C2 - TH / APA / SOC
Mid-Ebb Tide**

| Date | Time | Weather Condition | Sampling Depth | | Water Temperature | | pH | | | Salinity | | DO Saturation | | DO | | Turbidity | | Suspended Solids | | | | | | |
|-----------|-------|-------------------|----------------|-----|-------------------|---------|-------|---------|-------|----------|-------|---------------|-------|---------|-------|-----------|-------|------------------|------|------|------|------|----|-------|
| | | | m | | °C | | - | | ppt | | % | | mg/L | | NTU | | mg/L | | | | | | | |
| | | | | | Value | Average | Value | Average | Value | Average | Value | Average | Value | Average | Value | Average | Value | Average | | | | | | |
| 28/4/2011 | 21:45 | Cloudy | Middle | 2.0 | 23.20 | 23.20 | 23.20 | 7.76 | 7.76 | 7.76 | 32.50 | 32.50 | 32.50 | 61.2 | 59.2 | 60.4 | 4.32 | 4.18 | 4.26 | 3.17 | 2.75 | 2.88 | 10 | 11.00 |
| | 21:46 | | Middle | 2.0 | 23.20 | 23.20 | | 7.76 | 7.76 | | 32.50 | 32.50 | | 60.5 | 60.5 | | 4.27 | 4.27 | | 2.96 | 2.63 | | 12 | |
| 30/4/2011 | 9:35 | Cloudy, Foggy | Middle | 1.5 | 23.50 | 23.50 | 23.45 | 7.59 | 7.59 | 7.60 | 32.70 | 32.70 | 32.65 | 80.6 | 80.0 | 79.8 | 5.67 | 5.64 | 5.61 | 4.45 | 4.37 | 4.35 | 5 | 5.00 |
| | 9:38 | | Middle | 1.5 | 23.40 | 23.40 | | 7.60 | 7.60 | | 32.60 | 32.60 | | 79.7 | 78.9 | | 5.60 | 5.54 | | 4.25 | 4.31 | | 5 | |
| 3/5/2011 | 10:20 | Fine | Middle | 1.5 | 24.60 | 24.60 | 24.65 | 7.87 | 7.87 | 7.88 | 32.00 | 32.00 | 32.05 | 76.7 | 75.4 | 74.7 | 5.34 | 5.26 | 5.20 | 6.51 | 6.38 | 6.13 | 11 | 10.00 |
| | 10:23 | | Middle | 1.5 | 24.70 | 24.70 | | 7.88 | 7.88 | | 32.10 | 32.10 | | 73.8 | 72.7 | | 5.13 | 5.05 | | 6.02 | 5.62 | | 9 | |
| 5/5/2011 | 10:04 | Cloudy | Middle | 1.5 | 23.60 | 23.60 | 23.65 | 7.90 | 7.90 | 7.90 | 32.30 | 32.30 | 32.30 | 85.7 | 84.9 | 84.0 | 6.01 | 5.94 | 5.89 | 3.17 | 3.05 | 3.06 | 5 | 6.00 |
| | 10:06 | | Middle | 1.5 | 23.70 | 23.70 | | 7.90 | 7.90 | | 32.30 | 32.30 | | 82.9 | 82.3 | | 5.84 | 5.78 | | 3.05 | 2.98 | | 7 | |
| 7/5/2011 | 11:30 | Sunny | Middle | 1.5 | 24.70 | 24.70 | 24.75 | 7.20 | 7.20 | 7.21 | 32.00 | 32.00 | 32.05 | 86.4 | 85.8 | 85.7 | 5.99 | 5.93 | 5.92 | 6.21 | 6.12 | 6.16 | 9 | 8.50 |
| | 11:33 | | Middle | 1.5 | 24.80 | 24.80 | | 7.21 | 7.21 | | 32.10 | 32.10 | | 85.3 | 85.1 | | 5.90 | 5.87 | | 6.16 | 6.15 | | 8 | |
| 9/5/2011 | 14:35 | Sunny | Middle | 1.0 | 26.20 | 26.20 | 26.25 | 7.86 | 7.86 | 7.86 | 31.60 | 31.60 | 31.55 | 85.5 | 84.7 | 84.5 | 5.78 | 5.70 | 5.70 | 3.60 | 3.50 | 3.49 | 4 | 4.00 |
| | 14:38 | | Middle | 1.0 | 26.30 | 26.30 | | 7.85 | 7.85 | | 31.50 | 31.50 | | 84.1 | 83.7 | | 5.68 | 5.64 | | 3.40 | 3.46 | | 4 | |
| 12/5/2011 | 21:58 | Cloudy | Middle | 2.0 | 26.80 | 26.80 | 26.80 | 7.97 | 7.97 | 7.97 | 29.80 | 29.80 | 29.80 | 94.8 | 94.7 | 94.6 | 6.35 | 6.33 | 6.33 | 2.78 | 2.70 | 2.73 | 4 | 5.00 |
| | 21:59 | | Middle | 2.0 | 26.80 | 26.80 | | 7.97 | 7.97 | | 29.80 | 29.80 | | 94.6 | 94.3 | | 6.32 | 6.31 | | 2.74 | 2.71 | | 6 | |
| 14/5/2011 | 9:40 | Rainy | Middle | 1.5 | 24.90 | 24.90 | 24.85 | 7.94 | 7.94 | 7.94 | 31.50 | 31.50 | 31.45 | 83.6 | 83.3 | 83.3 | 5.80 | 5.78 | 5.78 | 3.21 | 2.88 | 2.94 | 4 | 4.00 |
| | 9:43 | | Middle | 1.5 | 24.80 | 24.80 | | 7.93 | 7.93 | | 31.40 | 31.40 | | 83.1 | 83.0 | | 5.77 | 5.76 | | 2.84 | 2.82 | | 4 | |
| 16/5/2011 | 10:12 | Cloudy | Middle | 1.5 | 25.10 | 25.10 | 25.10 | 7.97 | 7.97 | 7.98 | 32.00 | 32.00 | 32.00 | 87.2 | 86.8 | 86.2 | 6.00 | 5.99 | 5.94 | 5.61 | 5.45 | 5.40 | 6 | 6.00 |
| | 10:14 | | Middle | 1.5 | 25.10 | 25.10 | | 7.99 | 7.99 | | 32.00 | 32.00 | | 85.7 | 85.1 | | 5.90 | 5.87 | | 5.34 | 5.20 | | 6 | |
| 18/5/2011 | 10:25 | Fine | Middle | 1.5 | 25.40 | 25.40 | 25.35 | 7.93 | 7.94 | 7.94 | 31.80 | 31.80 | 31.85 | 78.3 | 78.5 | 78.5 | 5.35 | 5.36 | 5.36 | 6.69 | 5.92 | 6.27 | 10 | 10.50 |
| | 10:28 | | Middle | 1.5 | 25.30 | 25.30 | | 7.94 | 7.94 | | 31.90 | 31.90 | | 78.6 | 78.4 | | 5.37 | 5.35 | | 6.15 | 6.33 | | 11 | |
| 20/5/2011 | 14:30 | Fine | Middle | 1.5 | 26.20 | 26.20 | 26.25 | 7.73 | 7.73 | 7.74 | 30.40 | 30.40 | 30.45 | 93.3 | 93.1 | 93.0 | 6.31 | 6.29 | 6.29 | 4.74 | 4.76 | 4.81 | 11 | 10.50 |
| | 14:33 | | Middle | 1.5 | 26.30 | 26.30 | | 7.74 | 7.74 | | 30.50 | 30.50 | | 92.9 | 92.6 | | 6.28 | 6.26 | | 4.87 | 4.85 | | 10 | |
| 23/5/2011 | 15:21 | Cloudy | Middle | 1.5 | 25.70 | 25.70 | 25.75 | 7.95 | 7.95 | 7.96 | 30.00 | 30.00 | 30.05 | 87.5 | 87.3 | 87.1 | 5.99 | 5.97 | 5.96 | 4.30 | 3.91 | 3.94 | 6 | 6.50 |
| | 15:23 | | Middle | 1.5 | 25.80 | 25.80 | | 7.96 | 7.96 | | 30.10 | 30.10 | | 87.0 | 86.7 | | 5.95 | 5.91 | | 3.75 | 3.81 | | 7 | |
| 25/5/2011 | 16:15 | Cloudy | Middle | 1.0 | 24.90 | 24.90 | 24.95 | 8.01 | 8.01 | 8.02 | 32.50 | 32.50 | 32.55 | 86.7 | 86.3 | 86.1 | 5.94 | 5.90 | 5.89 | 5.75 | 5.88 | 5.89 | 8 | 8.50 |
| | 16:18 | | Middle | 1.0 | 25.00 | 25.00 | | 8.02 | 8.02 | | 32.60 | 32.60 | | 85.8 | 85.5 | | 5.88 | 5.84 | | 5.83 | 6.08 | | 9 | |



**Water Monitoring Result at C3 - HKCEC Phase I
Mid-Ebb Tide**

| Date | Time | Weather Condition | Sampling Depth | | Water Temperature | | | pH | | | Salinity | | DO Saturation | | DO | | Turbidity | | Suspended Solids | | Remarks | | | | |
|-----------|-------|-------------------|----------------|-------|-------------------|-------|---------|-------|---------|-------|----------|-------|---------------|-------|---------|-------|-----------|-------|------------------|-------|---------|---------|----|-------|---|
| | | | | | °C | | - | | ppt | | % | | mg/L | | NTU | | mg/L | | | | | | | | |
| | | | m | Value | Average | Value | Average | Value | Average | Value | Average | Value | Average | Value | Average | Value | Average | Value | Average | Value | | Average | | | |
| 28/4/2011 | 21:25 | Cloudy | Middle | 3.0 | 23.60 | 23.60 | 23.60 | 7.69 | 7.69 | 7.69 | 32.50 | 32.50 | 32.50 | 62.4 | 65.1 | 64.4 | 4.40 | 4.69 | 4.56 | 13.50 | 13.90 | 14.20 | 20 | 20.50 | Repeated measurement: 16.10; Outside silt screen: 7.56 |
| | 21:26 | | Middle | 3.0 | 23.60 | 23.60 | 23.60 | 7.69 | 7.69 | 7.69 | 32.50 | 32.50 | 32.50 | 66.8 | 63.3 | 64.4 | 4.70 | 4.45 | 4.56 | 14.80 | 14.60 | 14.20 | 21 | | |
| 30/4/2011 | 11:00 | Cloudy, Foggy | Middle | 2.5 | 23.50 | 23.50 | 23.55 | 7.84 | 7.84 | 7.85 | 32.70 | 32.70 | 32.65 | 84.7 | 83.5 | 83.4 | 5.94 | 5.88 | 5.87 | 8.18 | 8.43 | 8.32 | 10 | 10.50 | |
| | 11:03 | | Middle | 2.5 | 23.60 | 23.60 | 23.60 | 7.85 | 7.85 | 7.85 | 32.60 | 32.60 | 32.60 | 83.0 | 82.2 | 83.4 | 5.83 | 5.81 | 5.87 | 8.27 | 8.40 | 8.32 | 11 | | |
| 3/5/2011 | 12:10 | Fine | Middle | 2.5 | 24.30 | 24.30 | 24.35 | 7.88 | 7.88 | 7.89 | 32.10 | 32.10 | 32.15 | 83.6 | 82.8 | 82.6 | 5.80 | 5.75 | 5.73 | 9.01 | 8.96 | 8.99 | 24 | 22.50 | |
| | 12:13 | | Middle | 2.5 | 24.40 | 24.40 | 24.40 | 7.89 | 7.89 | 7.89 | 32.20 | 32.20 | 32.15 | 82.3 | 81.7 | 82.6 | 5.70 | 5.68 | 5.73 | 9.02 | 8.95 | 8.99 | 21 | | |
| 5/5/2011 | 11:30 | Cloudy | Middle | 2.5 | 23.70 | 23.70 | 23.75 | 7.98 | 7.98 | 7.98 | 32.40 | 32.40 | 32.40 | 83.5 | 83.1 | 82.9 | 5.86 | 5.84 | 5.82 | 54.00 | 54.10 | 52.45 | 75 | 75.00 | Repeated measurement: 49.88; Outside silt screen: 18.25 |
| | 11:32 | | Middle | 2.5 | 23.80 | 23.80 | 23.80 | 7.98 | 7.98 | 7.98 | 32.40 | 32.40 | 32.40 | 82.7 | 82.2 | 82.9 | 5.80 | 5.78 | 5.82 | 50.90 | 50.80 | 52.45 | 75 | | |
| 7/5/2011 | 11:43 | Sunny | Middle | 2.0 | 25.00 | 25.00 | 24.95 | 7.83 | 7.83 | 7.84 | 31.90 | 31.90 | 31.90 | 76.1 | 76.0 | 76.0 | 5.23 | 5.22 | 5.22 | 12.40 | 12.40 | 12.25 | 16 | 16.00 | Repeated measurement: 12.78; Outside silt screen: 17.38 |
| | 11:46 | | Middle | 2.0 | 24.90 | 24.90 | 24.90 | 7.84 | 7.84 | 7.84 | 31.90 | 31.90 | 31.90 | 75.9 | 76.0 | 76.0 | 5.21 | 5.21 | 5.22 | 12.00 | 12.20 | 12.25 | 16 | | |
| 9/5/2011 | 16:00 | Sunny | Middle | 2.5 | 26.00 | 26.00 | 26.05 | 7.98 | 7.98 | 7.99 | 31.70 | 31.70 | 31.75 | 83.4 | 82.7 | 81.9 | 5.61 | 5.59 | 5.52 | 6.14 | 5.97 | 5.90 | 9 | 8.00 | |
| | 16:03 | | Middle | 2.5 | 26.10 | 26.10 | 26.10 | 7.99 | 7.99 | 7.99 | 31.80 | 31.80 | 31.75 | 81.3 | 80.3 | 81.9 | 5.48 | 5.41 | 5.52 | 5.72 | 5.78 | 5.90 | 7 | | |
| 12/5/2011 | 21:36 | Cloudy | Middle | 2.5 | 27.30 | 27.30 | 27.30 | 7.98 | 7.98 | 7.98 | 30.10 | 30.10 | 30.10 | 94.2 | 94.1 | 94.0 | 6.25 | 6.24 | 6.24 | 5.52 | 5.73 | 5.67 | 4 | 5.00 | Outside silt screen: 5.30 |
| | 21:37 | | Middle | 2.5 | 27.30 | 27.30 | 27.30 | 7.98 | 7.98 | 7.98 | 30.10 | 30.10 | 30.10 | 93.8 | 93.9 | 94.0 | 6.24 | 6.24 | 6.24 | 5.63 | 5.79 | 5.67 | 6 | | |
| 14/5/2011 | 11:18 | Rainy | Middle | 2.5 | 25.00 | 25.00 | 25.00 | 7.94 | 7.94 | 7.94 | 31.70 | 31.70 | 31.65 | 86.0 | 85.7 | 85.5 | 5.95 | 5.93 | 5.91 | 16.60 | 16.60 | 16.73 | 19 | 19.00 | Repeated measurement: 14.63; Outside silt screen: 10.55; Backfilling |
| | 11:21 | | Middle | 2.5 | 25.00 | 25.00 | 25.00 | 7.93 | 7.93 | 7.94 | 31.60 | 31.60 | 31.65 | 85.3 | 85.0 | 85.5 | 5.89 | 5.86 | 5.91 | 17.30 | 16.40 | 16.73 | 19 | | |
| 16/5/2011 | 11:25 | Cloudy | Middle | 2.5 | 25.20 | 25.20 | 25.20 | 8.02 | 8.02 | 8.03 | 32.00 | 32.00 | 32.00 | 85.1 | 84.4 | 84.1 | 5.86 | 5.80 | 5.79 | 40.30 | 39.80 | 39.65 | 39 | 40.50 | Repeated measurement: 37.63; Outside silt curtain: 67.85 |
| | 11:27 | | Middle | 2.5 | 25.20 | 25.20 | 25.20 | 8.03 | 8.03 | 8.03 | 32.00 | 32.00 | 32.00 | 83.6 | 83.4 | 84.1 | 5.76 | 5.72 | 5.79 | 39.70 | 38.80 | 39.65 | 42 | | |
| 18/5/2011 | 10:40 | Fine | Middle | 2.0 | 24.90 | 24.90 | 24.95 | 7.95 | 7.95 | 7.95 | 31.70 | 31.70 | 31.75 | 81.2 | 80.8 | 80.6 | 5.62 | 5.60 | 5.59 | 15.90 | 16.00 | 16.03 | 30 | 29.50 | Repeated measurement: 17.75NTU; Outside silt screen: 37.93NTU; Backfilling |
| | 10:43 | | Middle | 2.0 | 25.00 | 25.00 | 25.00 | 7.94 | 7.94 | 7.95 | 31.80 | 31.80 | 31.75 | 80.4 | 80.1 | 80.6 | 5.57 | 5.55 | 5.59 | 16.40 | 15.80 | 16.03 | 29 | | |
| 20/5/2011 | 16:23 | Fine | Middle | 2.0 | 26.00 | 26.00 | 26.05 | 7.95 | 7.95 | 7.96 | 31.10 | 31.10 | 31.10 | 87.9 | 87.7 | 87.3 | 5.95 | 5.92 | 5.90 | 5.42 | 5.38 | 5.32 | 12 | 13.00 | Outside silt screen: 5.71 |
| | 16:26 | | Middle | 2.0 | 26.10 | 26.10 | 26.10 | 7.96 | 7.96 | 7.96 | 31.10 | 31.10 | 31.10 | 87.2 | 86.5 | 87.3 | 5.91 | 5.82 | 5.90 | 5.17 | 5.29 | 5.32 | 14 | | |
| 23/5/2011 | 16:33 | Cloudy | Middle | 2.5 | 25.80 | 25.80 | 25.85 | 7.95 | 7.95 | 7.96 | 30.50 | 30.50 | 30.55 | 85.4 | 83.9 | 83.8 | 5.79 | 5.72 | 5.69 | 13.20 | 13.30 | 13.30 | 16 | 15.50 | Repeated measurement: 12.53NTU; Outside silt screen: 5.13NTU; Backfilling tipping |
| | 16:36 | | Middle | 2.5 | 25.90 | 25.90 | 25.90 | 7.96 | 7.96 | 7.96 | 30.60 | 30.60 | 30.55 | 83.2 | 82.5 | 83.8 | 5.65 | 5.61 | 5.69 | 13.40 | 13.30 | 13.30 | 15 | | |
| 25/5/2011 | 17:15 | Cloudy | Middle | 2.0 | 25.30 | 25.30 | 25.35 | 8.04 | 8.04 | 8.05 | 32.10 | 32.10 | 32.05 | 83.8 | 82.1 | 82.0 | 5.70 | 5.60 | 5.59 | 15.20 | 15.40 | 15.13 | 15 | 12.50 | Repeated measurement: 15.58; Outside silt screen: 5.17; Tipping |
| | 17:18 | | Middle | 2.0 | 25.40 | 25.40 | 25.40 | 8.05 | 8.05 | 8.05 | 32.00 | 32.00 | 32.05 | 81.5 | 80.7 | 82.0 | 5.55 | 5.52 | 5.59 | 14.80 | 15.10 | 15.13 | 10 | | |



**Water Monitoring Result at C4e - WCT / GEC
Mid-Ebb Tide**

| Date | Time | Weather Condition | Sampling Depth | | Water Temperature | | pH | | | Salinity | | DO Saturation | | DO | | Turbidity | | Suspended Solids | | | | | | |
|-----------|-------|-------------------|----------------|-------|-------------------|-------|---------|-------|---------|----------|---------|---------------|---------|-------|---------|-----------|---------|------------------|---------|-------|-------|-------|----|-------|
| | | | | | °C | | - | | ppt | | % | | mg/L | | NTU | | mg/L | | | | | | | |
| | | | m | Value | Average | Value | Average | Value | Average | Value | Average | Value | Average | Value | Average | Value | Average | Value | Average | | | | | |
| 28/4/2011 | 20:49 | Cloudy | Middle | 2.0 | 23.50 | 23.50 | 23.50 | 7.76 | 7.76 | 7.76 | 32.40 | 32.40 | 32.40 | 65.1 | 66.2 | 64.5 | 4.59 | 4.61 | 4.53 | 5.69 | 6.11 | 5.66 | 11 | 10.00 |
| | 20:50 | | Middle | 2.0 | 23.50 | 23.50 | | 7.76 | 7.76 | | 32.40 | 32.40 | | 62.5 | 64.2 | | 4.40 | 4.52 | | 5.36 | 5.48 | | 9 | |
| 30/4/2011 | 10:42 | Cloudy, Foggy | Middle | 1.5 | 23.50 | 23.50 | 23.45 | 7.85 | 7.85 | 7.85 | 32.70 | 32.70 | 32.65 | 74.9 | 74.5 | 74.3 | 5.27 | 5.26 | 5.23 | 6.46 | 6.44 | 6.47 | 4 | 4.50 |
| | 10:45 | | Middle | 1.5 | 23.40 | 23.40 | | 7.84 | 7.84 | | 32.60 | 32.60 | | 74.2 | 73.6 | | 5.21 | 5.19 | | 6.78 | 6.19 | | 5 | |
| 3/5/2011 | 11:59 | Fine | Middle | 1.5 | 24.40 | 24.40 | 24.45 | 7.85 | 7.85 | 7.85 | 32.00 | 32.00 | 32.05 | 73.9 | 73.0 | 72.9 | 5.12 | 5.08 | 5.06 | 3.67 | 3.84 | 3.53 | 7 | 7.50 |
| | 12:02 | | Middle | 1.5 | 24.50 | 24.50 | | 7.84 | 7.84 | | 32.10 | 32.10 | | 72.7 | 71.8 | | 5.04 | 5.00 | | 3.26 | 3.35 | | 8 | |
| 5/5/2011 | 11:05 | Cloudy | Middle | 1.0 | 23.80 | 23.80 | 23.80 | 7.89 | 7.89 | 7.90 | 32.30 | 32.30 | 32.30 | 84.4 | 83.8 | 83.5 | 5.91 | 5.88 | 5.85 | 4.77 | 5.20 | 4.89 | 5 | 5.00 |
| | 11:06 | | Middle | 1.0 | 23.80 | 23.80 | | 7.90 | 7.90 | | 32.30 | 32.30 | | 83.3 | 82.5 | | 5.83 | 5.79 | | 4.77 | 4.83 | | 5 | |
| 7/5/2011 | 12:40 | Sunny | Middle | 1.5 | 25.00 | 25.00 | 24.95 | 7.84 | 7.84 | 7.84 | 32.00 | 32.00 | 32.05 | 79.8 | 79.0 | 79.0 | 5.48 | 5.44 | 5.43 | 5.68 | 5.58 | 5.49 | 6 | 7.00 |
| | 12:43 | | Middle | 1.5 | 24.90 | 24.90 | | 7.83 | 7.83 | | 32.10 | 32.10 | | 78.8 | 78.4 | | 5.41 | 5.40 | | 5.39 | 5.29 | | 8 | |
| 9/5/2011 | 15:48 | Sunny | Middle | 1.0 | 25.80 | 25.80 | 25.85 | 7.93 | 7.93 | 7.94 | 31.80 | 31.80 | 31.75 | 79.2 | 78.1 | 78.1 | 5.34 | 5.28 | 5.28 | 5.87 | 5.59 | 6.56 | 6 | 6.00 |
| | 15:51 | | Middle | 1.0 | 25.90 | 25.90 | | 7.94 | 7.94 | | 31.70 | 31.70 | | 77.8 | 77.4 | | 5.25 | 5.24 | | 6.97 | 7.82 | | 6 | |
| 12/5/2011 | 20:55 | Cloudy | Middle | 2.0 | 27.20 | 27.20 | 27.20 | 8.02 | 8.02 | 8.02 | 30.10 | 30.10 | 30.10 | 95.4 | 95.2 | 95.2 | 6.37 | 6.36 | 6.36 | 7.66 | 7.45 | 7.57 | 7 | 7.50 |
| | 20:56 | | Middle | 2.0 | 27.20 | 27.20 | | 8.02 | 8.02 | | 30.10 | 30.10 | | 95.0 | 95.1 | | 6.35 | 6.35 | | 7.67 | 7.48 | | 8 | |
| 14/5/2011 | 10:09 | Rainy | Middle | 1.0 | 25.00 | 25.00 | 25.20 | 7.95 | 7.95 | 7.95 | 31.40 | 31.40 | 31.35 | 66.0 | 65.9 | 65.9 | 4.57 | 6.59 | 5.06 | 6.53 | 7.12 | 6.60 | 10 | 9.00 |
| | 11:12 | | Middle | 1.0 | 25.40 | 25.40 | | 7.94 | 7.94 | | 31.30 | 31.30 | | 65.8 | 65.7 | | 4.55 | 4.54 | | 6.43 | 6.33 | | 8 | |
| 16/5/2011 | 11:05 | Cloudy | Middle | 1.0 | 25.40 | 25.40 | 25.40 | 7.97 | 7.97 | 7.98 | 31.90 | 31.90 | 31.90 | 83.2 | 83.0 | 82.6 | 5.70 | 5.66 | 5.65 | 11.50 | 10.70 | 10.78 | 13 | 13.50 |
| | 11:07 | | Middle | 1.0 | 25.40 | 25.40 | | 7.99 | 7.99 | | 31.90 | 31.90 | | 82.3 | 81.9 | | 5.64 | 5.60 | | 10.60 | 10.30 | | 14 | |
| 18/5/2011 | 11:11 | Fine | Middle | 1.5 | 24.60 | 24.60 | 24.55 | 8.02 | 8.02 | 8.02 | 31.80 | 31.80 | 31.85 | 90.7 | 89.8 | 89.5 | 6.25 | 6.21 | 6.19 | 6.61 | 7.03 | 6.82 | 8 | 9.00 |
| | 11:13 | | Middle | 1.5 | 24.50 | 24.50 | | 8.02 | 8.02 | | 31.90 | 31.90 | | 89.1 | 88.5 | | 6.16 | 6.13 | | 6.88 | 6.74 | | 10 | |
| 20/5/2011 | 16:05 | Fine | Middle | 1.0 | 26.10 | 26.10 | 26.15 | 7.95 | 7.95 | 7.95 | 31.00 | 31.00 | 31.05 | 84.2 | 83.9 | 83.7 | 5.70 | 5.68 | 5.67 | 7.02 | 6.82 | 6.68 | 14 | 14.50 |
| | 16:08 | | Middle | 1.0 | 26.20 | 26.20 | | 7.94 | 7.94 | | 31.10 | 31.10 | | 83.5 | 83.1 | | 5.66 | 5.62 | | 6.19 | 6.69 | | 15 | |
| 23/5/2011 | 16:25 | Cloudy | Middle | 1.0 | 25.50 | 25.50 | 25.55 | 7.88 | 7.88 | 7.89 | 30.20 | 30.20 | 30.15 | 84.7 | 82.9 | 82.4 | 5.76 | 5.67 | 5.62 | 4.27 | 4.26 | 4.21 | 11 | 10.00 |
| | 16:28 | | Middle | 1.0 | 25.60 | 25.60 | | 7.89 | 7.89 | | 30.10 | 30.10 | | 81.5 | 80.3 | | 5.54 | 5.50 | | 4.09 | 4.21 | | 9 | |
| 25/5/2011 | 16:58 | Cloudy | Middle | 1.5 | 25.10 | 25.10 | 25.05 | 7.97 | 7.97 | 7.98 | 32.10 | 32.10 | 32.15 | 82.4 | 81.3 | 81.2 | 5.63 | 5.58 | 5.56 | 3.54 | 3.60 | 3.54 | 7 | 6.00 |
| | 17:01 | | Middle | 1.5 | 25.00 | 25.00 | | 7.98 | 7.98 | | 32.20 | 32.20 | | 80.9 | 80.3 | | 5.53 | 5.51 | | 3.47 | 3.54 | | 5 | |



**Water Monitoring Result at C4w - WCT / GEC
Mid-Ebb Tide**

| Date | Time | Weather Condition | Sampling Depth | | Water Temperature | | pH | | | Salinity | | DO Saturation | | DO | | Turbidity | | Suspended Solids | | | | | | |
|-----------|-------|-------------------|----------------|-----|-------------------|---------|-------|---------|-------|----------|-------|---------------|-------|---------|-------|-----------|-------|------------------|------|------|------|------|----|-------|
| | | | m | | °C | | - | | ppt | | % | | mg/L | | NTU | | mg/L | | | | | | | |
| | | | | | Value | Average | Value | Average | Value | Average | Value | Average | Value | Average | Value | Average | Value | Average | | | | | | |
| 28/4/2011 | 21:05 | Cloudy | Middle | 2.0 | 23.50 | 23.50 | 23.50 | 7.67 | 7.67 | 7.67 | 32.10 | 32.10 | 32.10 | 54.4 | 54.0 | 54.5 | 3.84 | 3.81 | 3.85 | 2.25 | 2.09 | 2.44 | 3 | 3.00 |
| | 21:06 | | Middle | 2.0 | 23.50 | 23.50 | | 7.67 | 7.67 | | 32.10 | 32.10 | | 55.4 | 54.2 | | 3.91 | 3.82 | | 3.02 | 2.41 | | 3 | |
| 30/4/2011 | 10:35 | Cloudy, Foggy | Middle | 1.5 | 23.90 | 23.90 | 23.85 | 7.76 | 7.76 | 7.76 | 32.50 | 32.50 | 32.45 | 68.5 | 67.9 | 67.8 | 4.79 | 4.77 | 4.75 | 3.22 | 3.09 | 3.07 | 6 | 6.00 |
| | 10:38 | | Middle | 1.5 | 23.80 | 23.80 | | 7.75 | 7.75 | | 32.40 | 32.40 | | 67.6 | 67.1 | | 4.73 | 4.71 | | 2.95 | 3.03 | | 6 | |
| 3/5/2011 | 11:50 | Fine | Middle | 1.5 | 24.80 | 24.80 | 24.85 | 7.75 | 7.75 | 7.76 | 31.60 | 31.60 | 31.55 | 74.6 | 72.7 | 72.5 | 5.13 | 5.06 | 5.01 | 1.00 | 1.13 | 1.44 | 4 | 5.00 |
| | 11:53 | | Middle | 1.5 | 24.90 | 24.90 | | 7.76 | 7.76 | | 31.50 | 31.50 | | 72.0 | 70.8 | | 4.95 | 4.91 | | 1.84 | 1.79 | | 6 | |
| 5/5/2011 | 11:11 | Cloudy | Middle | 1.0 | 23.80 | 23.80 | 23.85 | 7.83 | 7.83 | 7.83 | 31.90 | 31.90 | 31.90 | 82.4 | 81.4 | 80.7 | 5.77 | 5.72 | 5.67 | 1.78 | 1.74 | 1.65 | 2 | 3.00 |
| | 11:14 | | Middle | 1.0 | 23.90 | 23.90 | | 7.83 | 7.83 | | 31.90 | 31.90 | | 79.9 | 79.2 | | 5.61 | 5.57 | | 1.57 | 1.50 | | 4 | |
| 7/5/2011 | 12:30 | Sunny | Middle | 1.5 | 25.00 | 25.00 | 25.05 | 7.72 | 7.72 | 7.73 | 31.70 | 31.70 | 31.75 | 76.0 | 75.2 | 74.8 | 5.22 | 5.18 | 5.14 | 2.48 | 2.41 | 2.31 | 5 | 5.50 |
| | 12:33 | | Middle | 1.5 | 25.10 | 25.10 | | 7.73 | 7.73 | | 31.80 | 31.80 | | 74.4 | 73.6 | | 5.11 | 5.06 | | 2.17 | 2.16 | | 6 | |
| 9/5/2011 | 15:40 | Sunny | Middle | 1.0 | 26.20 | 26.20 | 26.25 | 7.78 | 7.78 | 7.79 | 31.40 | 31.40 | 31.35 | 77.4 | 75.9 | 75.5 | 5.18 | 5.11 | 5.07 | 2.68 | 2.75 | 2.77 | 3 | 4.00 |
| | 15:43 | | Middle | 1.0 | 26.30 | 26.30 | | 7.79 | 7.79 | | 31.30 | 31.30 | | 74.9 | 73.8 | | 5.02 | 4.97 | | 2.73 | 2.91 | | 5 | |
| 12/5/2011 | 21:10 | Cloudy | Middle | 2.0 | 27.10 | 27.10 | 27.10 | 7.99 | 7.99 | 7.99 | 30.00 | 30.00 | 30.00 | 93.1 | 93.0 | 92.8 | 6.22 | 6.23 | 6.22 | 2.84 | 2.78 | 2.80 | 2 | 3.00 |
| | 21:11 | | Middle | 2.0 | 27.10 | 27.10 | | 7.99 | 7.99 | | 30.00 | 30.00 | | 92.6 | 92.5 | | 6.21 | 6.20 | | 2.82 | 2.76 | | 4 | |
| 14/5/2011 | 11:03 | Rainy | Middle | 1.5 | 25.30 | 25.30 | 25.35 | 7.86 | 7.86 | 7.86 | 30.70 | 30.70 | 30.75 | 67.5 | 67.0 | 67.0 | 4.66 | 4.64 | 4.63 | 4.31 | 4.06 | 4.23 | 9 | 9.00 |
| | 11:06 | | Middle | 1.5 | 25.40 | 25.40 | | 7.85 | 7.85 | | 30.80 | 30.80 | | 66.8 | 66.6 | | 4.61 | 4.60 | | 4.36 | 4.18 | | 9 | |
| 16/5/2011 | 11:12 | Cloudy | Middle | 1.0 | 25.00 | 25.00 | 25.00 | 7.96 | 7.96 | 7.91 | 31.50 | 31.50 | 31.50 | 77.2 | 76.6 | 74.8 | 5.35 | 5.28 | 5.18 | 1.35 | 1.34 | 1.34 | 6 | 6.00 |
| | 11:14 | | Middle | 1.0 | 25.00 | 25.00 | | 7.85 | 7.85 | | 31.50 | 31.50 | | 73.3 | 72.2 | | 5.08 | 5.00 | | 1.30 | 1.35 | | 6 | |
| 18/5/2011 | 11:03 | Fine | Middle | 2.0 | 24.40 | 24.40 | 24.35 | 7.95 | 7.95 | 7.96 | 31.60 | 31.60 | 31.55 | 76.8 | 76.3 | 76.1 | 5.34 | 5.32 | 5.30 | 8.69 | 7.86 | 7.84 | 12 | 16.00 |
| | 11:05 | | Middle | 2.0 | 24.30 | 24.30 | | 7.96 | 7.96 | | 31.50 | 31.50 | | 75.8 | 75.5 | | 5.28 | 5.27 | | 7.61 | 7.18 | | 20 | |
| 20/5/2011 | 15:55 | Fine | Middle | 1.0 | 26.30 | 26.30 | 26.35 | 7.92 | 7.92 | 7.92 | 31.00 | 31.00 | 31.00 | 83.8 | 83.3 | 83.0 | 5.65 | 5.59 | 5.58 | 5.37 | 5.63 | 5.31 | 5 | 4.50 |
| | 15:58 | | Middle | 1.0 | 26.40 | 26.40 | | 7.91 | 7.91 | | 31.00 | 31.00 | | 82.5 | 82.3 | | 5.56 | 5.52 | | 5.44 | 4.79 | | 4 | |
| 23/5/2011 | 16:21 | Cloudy | Middle | 1.0 | 25.50 | 25.50 | 25.55 | 7.74 | 7.74 | 7.75 | 29.40 | 29.40 | 29.35 | 57.4 | 56.9 | 56.5 | 3.94 | 3.90 | 3.89 | 2.46 | 2.33 | 2.16 | 7 | 7.50 |
| | 16:24 | | Middle | 1.0 | 25.60 | 25.60 | | 7.75 | 7.75 | | 29.30 | 29.30 | | 56.2 | 55.5 | | 3.87 | 3.83 | | 1.95 | 1.89 | | 8 | |
| 25/5/2011 | 16:51 | Cloudy | Middle | 2.0 | 25.00 | 25.00 | 25.05 | 7.83 | 7.83 | 7.84 | 31.70 | 31.70 | 31.75 | 75.3 | 74.1 | 73.7 | 5.15 | 5.10 | 5.06 | 1.21 | 1.09 | 1.19 | 4 | 5.00 |
| | 16:54 | | Middle | 2.0 | 25.10 | 25.10 | | 7.84 | 7.84 | | 31.80 | 31.80 | | 73.2 | 72.1 | | 5.01 | 4.97 | | 1.08 | 1.39 | | 6 | |



**Water Monitoring Result at C5e - Sun Hung Kai Centre
Mid-Ebb Tide**

| Date | Time | Weather Condition | Sampling Depth | | Water Temperature | | pH | | | Salinity | | DO Saturation | | DO | | Turbidity | | Suspended Solids | | | | | | |
|-----------|-------|-------------------|----------------|-----|-------------------|---------|-------|---------|-------|----------|-------|---------------|-------|---------|-------|-----------|-------|------------------|------|------|------|------|----|-------|
| | | | m | | °C | | - | | ppt | | % | | mg/L | | NTU | | mg/L | | | | | | | |
| | | | | | Value | Average | Value | Average | Value | Average | Value | Average | Value | Average | Value | Average | Value | Average | | | | | | |
| 28/4/2011 | 20:14 | Cloudy | Middle | 2.0 | 23.50 | 23.50 | 23.50 | 7.70 | 7.70 | 7.70 | 32.30 | 32.30 | 32.30 | 60.4 | 63.3 | 61.1 | 4.27 | 4.47 | 4.31 | 2.14 | 2.13 | 2.15 | 8 | 9.00 |
| | 20:15 | | Middle | 2.0 | 23.50 | 23.50 | | 7.70 | 7.70 | | 32.30 | 32.30 | | 60.2 | 60.3 | | 4.25 | 4.25 | | 2.20 | 2.11 | | 10 | |
| 30/4/2011 | 10:15 | Cloudy, Foggy | Middle | 1.5 | 24.10 | 24.10 | 24.15 | 7.85 | 7.85 | 7.86 | 32.50 | 32.50 | 32.45 | 86.2 | 85.6 | 84.9 | 6.04 | 5.95 | 5.93 | 5.21 | 5.55 | 5.22 | 5 | 4.50 |
| | 10:18 | | Middle | 1.5 | 24.20 | 24.20 | | 7.86 | 7.86 | | 32.40 | 32.40 | | 84.5 | 83.4 | | 5.89 | 5.84 | | 5.09 | 5.03 | | 4 | |
| 3/5/2011 | 11:12 | Fine | Middle | 1.0 | 25.00 | 25.00 | 25.05 | 7.86 | 7.86 | 7.87 | 31.60 | 31.60 | 31.55 | 76.3 | 75.3 | 75.1 | 5.23 | 5.19 | 5.16 | 4.88 | 5.54 | 4.17 | 7 | 7.00 |
| | 11:15 | | Middle | 1.0 | 25.10 | 25.10 | | 7.87 | 7.87 | | 31.50 | 31.50 | | 74.8 | 74.0 | | 5.13 | 5.10 | | 3.17 | 3.08 | | 7 | |
| 5/5/2011 | 10:48 | Cloudy | Middle | 1.0 | 24.40 | 24.40 | 24.48 | 7.87 | 7.87 | 7.87 | 32.00 | 32.00 | 32.00 | 85.1 | 84.6 | 83.4 | 5.92 | 5.86 | 5.80 | 6.47 | 6.90 | 6.56 | 10 | 10.00 |
| | 10:50 | | Middle | 1.0 | 24.40 | 24.70 | | 7.87 | 7.87 | | 32.00 | 32.00 | | 82.1 | 81.7 | | 5.73 | 5.67 | | 6.42 | 6.44 | | 10 | |
| 7/5/2011 | 13:45 | Sunny | Middle | 1.0 | 26.10 | 26.10 | 26.15 | 7.84 | 7.84 | 7.85 | 31.20 | 31.20 | 31.25 | 67.7 | 67.5 | 67.2 | 4.56 | 4.54 | 4.52 | 4.46 | 4.02 | 4.08 | 10 | 9.00 |
| | 13:48 | | Middle | 1.0 | 26.20 | 26.20 | | 7.85 | 7.85 | | 31.30 | 31.30 | | 66.9 | 66.6 | | 4.49 | 4.47 | | 3.94 | 3.89 | | 8 | |
| 9/5/2011 | 15:26 | Sunny | Middle | 2.0 | 26.20 | 26.20 | 26.25 | 7.87 | 7.87 | 7.88 | 31.50 | 31.50 | 31.55 | 83.5 | 82.8 | 77.5 | 5.59 | 5.57 | 5.53 | 4.97 | 4.84 | 4.81 | 7 | 6.50 |
| | 15:29 | | Middle | 2.0 | 26.30 | 26.30 | | 7.88 | 7.88 | | 31.60 | 31.60 | | 62.2 | 81.6 | | 5.50 | 5.46 | | 4.67 | 4.76 | | 6 | |
| 12/5/2011 | 20:25 | Cloudy | Middle | 2.0 | 27.20 | 27.20 | 27.20 | 7.82 | 7.82 | 7.82 | 29.40 | 29.40 | 29.40 | 77.0 | 76.9 | 76.8 | 5.09 | 5.08 | 5.07 | 2.83 | 2.92 | 2.83 | 3 | 4.00 |
| | 20:26 | | Middle | 2.0 | 27.20 | 27.20 | | 7.82 | 7.82 | | 29.40 | 29.40 | | 76.6 | 76.5 | | 5.06 | 5.05 | | 2.84 | 2.72 | | 5 | |
| 14/5/2011 | 10:33 | Rainy | Middle | 1.0 | 25.10 | 25.10 | 25.15 | 7.91 | 7.91 | 7.91 | 29.60 | 29.60 | 29.65 | 71.9 | 70.8 | 70.4 | 5.03 | 4.94 | 4.92 | 3.40 | 3.10 | 3.25 | <2 | 2.00 |
| | 10:36 | | Middle | 1.0 | 25.20 | 25.20 | | 7.90 | 7.90 | | 29.70 | 29.70 | | 69.8 | 68.9 | | 4.88 | 4.81 | | 3.21 | 3.29 | | 2 | |
| 16/5/2011 | 10:53 | Cloudy | Middle | 2.0 | 25.60 | 25.40 | 25.50 | 7.91 | 7.91 | 7.92 | 30.50 | 30.50 | 30.60 | 85.4 | 83.5 | 83.2 | 5.90 | 5.74 | 5.74 | 4.14 | 4.18 | 4.12 | 7 | 6.00 |
| | 10:55 | | Middle | 2.0 | 25.50 | 25.50 | | 7.92 | 7.92 | | 30.70 | 30.70 | | 82.5 | 81.4 | | 5.69 | 5.61 | | 4.09 | 4.08 | | 5 | |
| 18/5/2011 | 12:00 | Fine | Middle | 1.0 | 26.50 | 26.50 | 26.45 | 7.87 | 7.87 | 7.88 | 30.30 | 30.30 | 30.35 | 80.7 | 80.3 | 80.1 | 5.47 | 5.42 | 5.42 | 3.20 | 3.00 | 3.03 | 5 | 4.50 |
| | 12:03 | | Middle | 1.0 | 26.40 | 26.40 | | 7.88 | 7.88 | | 30.40 | 30.40 | | 79.9 | 79.4 | | 5.41 | 5.36 | | 2.91 | 3.01 | | 4 | |
| 20/5/2011 | 15:25 | Fine | Middle | 1.0 | 26.70 | 26.70 | 26.75 | 7.93 | 7.93 | 7.94 | 30.50 | 30.50 | 30.55 | 76.1 | 75.6 | 75.5 | 5.10 | 5.07 | 5.06 | 7.85 | 8.05 | 7.86 | 7 | 6.50 |
| | 15:28 | | Middle | 1.0 | 26.80 | 26.80 | | 7.94 | 7.94 | | 30.60 | 30.60 | | 75.4 | 74.9 | | 5.05 | 5.02 | | 7.89 | 7.65 | | 6 | |
| 23/5/2011 | 16:00 | Cloudy | Middle | 1.0 | 25.70 | 25.70 | 25.75 | 7.89 | 7.89 | 7.89 | 27.40 | 27.40 | 27.45 | 59.3 | 59.0 | 58.9 | 4.11 | 4.09 | 4.09 | 3.12 | 3.15 | 3.18 | 6 | 7.00 |
| | 16:03 | | Middle | 1.0 | 25.80 | 25.80 | | 7.88 | 7.88 | | 27.50 | 27.50 | | 58.8 | 58.6 | | 4.08 | 4.07 | | 3.33 | 3.13 | | 8 | |
| 25/5/2011 | 16:27 | Cloudy | Middle | 1.5 | 25.30 | 25.30 | 25.40 | 7.92 | 7.92 | 7.92 | 30.41 | 30.41 | 30.41 | 61.1 | 61.8 | 61.1 | 4.22 | 4.27 | 4.20 | 2.58 | 2.58 | 2.60 | 3 | 3.00 |
| | 16:30 | | Middle | 1.5 | 25.50 | 25.50 | | 7.92 | 7.92 | | 30.41 | 30.41 | | 61.0 | 60.6 | | 4.11 | 4.18 | | 2.41 | 2.82 | | 3 | |



**Water Monitoring Result at C5w - Sun Hung Kai Centre
Mid-Ebb Tide**

| Date | Time | Weather Condition | Sampling Depth | | Water Temperature | | pH | | | Salinity | | DO Saturation | | DO | | Turbidity | | Suspended Solids | | | | | | |
|-----------|-------|-------------------|----------------|-----|-------------------|---------|-------|---------|-------|----------|-------|---------------|-------|---------|-------|-----------|-------|------------------|------|------|------|------|----|-------|
| | | | m | | °C | | - | | ppt | | % | | mg/L | | NTU | | mg/L | | | | | | | |
| | | | | | Value | Average | Value | Average | Value | Average | Value | Average | Value | Average | Value | Average | Value | Average | | | | | | |
| 28/4/2011 | 20:24 | Cloudy | Middle | 2.0 | 23.40 | 23.40 | 23.40 | 7.73 | 7.73 | 7.73 | 32.30 | 32.30 | 32.30 | 59.9 | 62.4 | 61.2 | 4.23 | 4.41 | 4.32 | 2.61 | 2.77 | 2.98 | 13 | 12.00 |
| | 20:25 | | Middle | 2.0 | 23.40 | 23.40 | | 7.73 | 7.73 | | 32.30 | 32.30 | | 61.8 | 60.8 | | 4.37 | 4.25 | | 3.17 | 3.37 | | 11 | |
| 30/4/2011 | 10:22 | Cloudy, Foggy | Middle | 1.5 | 24.20 | 24.20 | 24.25 | 7.74 | 7.74 | 7.74 | 32.30 | 32.30 | 32.25 | 86.1 | 85.9 | 84.6 | 5.99 | 5.95 | 5.89 | 4.26 | 4.25 | 4.23 | 9 | 8.00 |
| | 10:25 | | Middle | 1.5 | 24.30 | 24.30 | | 7.73 | 7.73 | | 32.20 | 32.20 | | 83.6 | 82.6 | | 5.85 | 5.75 | | 4.27 | 4.12 | | 7 | |
| 3/5/2011 | 11:05 | Fine | Middle | 1.0 | 25.60 | 25.60 | 25.55 | 7.85 | 7.85 | 7.85 | 31.80 | 31.80 | 31.85 | 72.6 | 72.0 | 71.9 | 4.94 | 4.92 | 4.90 | 4.38 | 3.86 | 3.83 | 6 | 6.50 |
| | 11:08 | | Middle | 1.0 | 25.50 | 25.50 | | 7.84 | 7.84 | | 31.90 | 31.90 | | 71.8 | 71.0 | | 4.88 | 4.85 | | 3.58 | 3.51 | | 7 | |
| 5/5/2011 | 10:53 | Cloudy | Middle | 1.0 | 24.20 | 24.20 | 24.25 | 7.90 | 7.90 | 7.89 | 32.00 | 32.00 | 32.00 | 85.8 | 83.7 | 82.6 | 6.00 | 5.85 | 5.77 | 5.58 | 4.96 | 5.25 | 7 | 8.00 |
| | 10:56 | | Middle | 1.0 | 24.30 | 24.30 | | 7.88 | 7.88 | | 32.00 | 32.00 | | 80.9 | 80.1 | | 5.62 | 5.59 | | 5.31 | 5.13 | | 9 | |
| 7/5/2011 | 13:53 | Sunny | Middle | 1.0 | 25.40 | 25.40 | 25.45 | 7.81 | 7.81 | 7.80 | 31.50 | 31.50 | 31.45 | 59.1 | 58.7 | 57.0 | 4.06 | 4.00 | 3.93 | 3.44 | 3.28 | 3.49 | 8 | 7.00 |
| | 13:56 | | Middle | 1.0 | 25.50 | 25.50 | | 7.79 | 7.79 | | 31.40 | 31.40 | | 54.8 | 55.3 | | 3.80 | 3.87 | | 3.60 | 3.63 | | 6 | |
| 9/5/2011 | 15:17 | Sunny | Middle | 2.0 | 26.70 | 26.70 | 26.75 | 7.83 | 7.83 | 7.84 | 31.50 | 31.50 | 31.55 | 77.9 | 77.2 | 77.0 | 5.21 | 5.17 | 5.15 | 4.45 | 4.31 | 4.28 | 4 | 4.50 |
| | 15:20 | | Middle | 2.0 | 26.80 | 26.80 | | 7.84 | 7.84 | | 31.60 | 31.60 | | 76.7 | 76.0 | | 5.11 | 5.09 | | 4.28 | 4.07 | | 5 | |
| 12/5/2011 | 20:32 | Cloudy | Middle | 2.0 | 26.70 | 26.70 | 26.70 | 7.89 | 7.89 | 7.89 | 29.00 | 29.00 | 29.00 | 82.4 | 82.3 | 82.2 | 5.52 | 5.51 | 5.50 | 3.00 | 3.09 | 3.04 | 3 | 4.00 |
| | 20:33 | | Middle | 2.0 | 26.70 | 26.70 | | 7.89 | 7.89 | | 29.00 | 29.00 | | 82.0 | 81.9 | | 5.49 | 5.48 | | 3.06 | 3.02 | | 5 | |
| 14/5/2011 | 10:25 | Rainy | Middle | 1.0 | 25.20 | 25.20 | 25.25 | 7.89 | 7.89 | 7.90 | 30.40 | 30.40 | 30.45 | 81.1 | 80.7 | 80.0 | 5.63 | 5.58 | 5.55 | 2.94 | 3.06 | 2.94 | 4 | 4.00 |
| | 10:28 | | Middle | 1.0 | 25.30 | 25.30 | | 7.90 | 7.90 | | 30.50 | 30.50 | | 79.3 | 78.9 | | 5.53 | 5.46 | | 2.93 | 2.84 | | 4 | |
| 16/5/2011 | 10:47 | Cloudy | Middle | 2.0 | 25.70 | 25.70 | 25.70 | 7.92 | 7.92 | 7.93 | 31.00 | 31.00 | 31.00 | 80.8 | 79.7 | 77.1 | 5.55 | 5.43 | 5.28 | 2.94 | 2.94 | 2.88 | 2 | 2.50 |
| | 10:49 | | Middle | 2.0 | 25.70 | 25.70 | | 7.93 | 7.93 | | 31.00 | 31.00 | | 74.4 | 73.6 | | 5.11 | 5.02 | | 2.86 | 2.76 | | 3 | |
| 18/5/2011 | 12:15 | Fine | Middle | 1.0 | 26.90 | 26.90 | 26.85 | 7.84 | 7.84 | 7.84 | 30.70 | 30.70 | 30.65 | 67.9 | 66.3 | 65.3 | 4.61 | 4.49 | 4.43 | 3.10 | 3.07 | 2.96 | 5 | 4.50 |
| | 12:18 | | Middle | 1.0 | 26.80 | 26.80 | | 7.83 | 7.83 | | 30.60 | 30.60 | | 64.7 | 62.4 | | 4.38 | 4.23 | | 3.09 | 2.57 | | 4 | |
| 20/5/2011 | 15:36 | Fine | Middle | 1.0 | 26.00 | 26.00 | 26.05 | 7.92 | 7.92 | 7.93 | 29.80 | 29.80 | 29.85 | 70.7 | 69.7 | 69.5 | 4.81 | 4.74 | 4.73 | 7.87 | 8.39 | 8.19 | 5 | 4.00 |
| | 15:39 | | Middle | 1.0 | 26.10 | 26.10 | | 7.93 | 7.93 | | 29.90 | 29.90 | | 68.9 | 68.5 | | 4.71 | 4.66 | | 8.43 | 8.06 | | 3 | |
| 23/5/2011 | 16:07 | Cloudy | Middle | 1.0 | 25.40 | 25.40 | 25.35 | 7.81 | 7.81 | 7.82 | 29.10 | 29.10 | 29.15 | 72.3 | 72.1 | 71.1 | 4.97 | 4.95 | 4.89 | 2.57 | 2.63 | 2.53 | 6 | 7.50 |
| | 16:10 | | Middle | 1.0 | 25.30 | 25.30 | | 7.82 | 7.82 | | 29.20 | 29.20 | | 70.5 | 69.3 | | 4.83 | 4.81 | | 2.53 | 2.39 | | 9 | |
| 25/5/2011 | 16:33 | Cloudy | Middle | 1.5 | 25.50 | 25.50 | 25.50 | 7.86 | 7.86 | 7.87 | 30.76 | 30.76 | 30.76 | 72.2 | 72.5 | 72.0 | 4.98 | 5.00 | 4.96 | 2.21 | 2.18 | 2.24 | 4 | 4.50 |
| | 16:36 | | Middle | 1.5 | 25.50 | 25.50 | | 7.87 | 7.87 | | 30.76 | 30.76 | | 71.3 | 71.8 | | 4.91 | 4.95 | | 2.24 | 2.31 | | 5 | |



**Water Monitoring Result at WSD 21 - Wan Chai
Mid-Ebb Tide**

| Date | Time | Weather Condition | Sampling Depth | | Water Temperature | | pH | | | Salinity | | DO Saturation | | DO | | Turbidity | | Suspended Solids | | | | | | |
|-----------|-------|-------------------|----------------|-----|-------------------|---------|-------|---------|-------|----------|-------|---------------|-------|---------|-------|-----------|-------|------------------|------|------|------|------|----|--------------|
| | | | m | | °C | | - | | ppt | | % | | mg/L | | NTU | | mg/L | | | | | | | |
| | | | | | Value | Average | Value | Average | Value | Average | Value | Average | Value | Average | Value | Average | Value | Average | | | | | | |
| 28/4/2011 | 19:40 | Cloudy | Middle | 2.0 | 23.30 | 23.30 | 23.30 | 7.77 | 7.77 | 7.77 | 32.40 | 32.40 | 32.40 | 60.9 | 63.3 | 62.8 | 4.31 | 4.48 | 4.45 | 4.44 | 4.65 | 4.45 | 6 | 5.50 |
| | 19:41 | | Middle | 2.0 | 23.30 | 23.30 | | 7.77 | 7.77 | | 32.40 | 32.40 | | 64.5 | 62.6 | | 4.56 | 4.43 | | 4.51 | 4.21 | | 5 | |
| 30/4/2011 | 10:05 | Cloudy, Foggy | Middle | 1.5 | 23.80 | 23.80 | 23.75 | 7.81 | 7.81 | 7.82 | 32.60 | 32.60 | 32.55 | 85.4 | 84.4 | 84.1 | 5.98 | 5.93 | 5.90 | 4.38 | 3.99 | 4.00 | 4 | 4.00 |
| | 10:08 | | Middle | 1.5 | 23.70 | 23.70 | | 7.82 | 7.82 | | 32.50 | 32.50 | | 83.8 | 82.8 | | 5.87 | 5.80 | | 4.01 | 3.62 | | 4 | |
| 3/5/2011 | 11:30 | Fine | Middle | 2.0 | 25.00 | 25.00 | 25.05 | 7.83 | 7.83 | 7.83 | 31.70 | 31.70 | 31.68 | 76.0 | 75.3 | 75.2 | 5.23 | 5.19 | 5.18 | 5.89 | 5.86 | 5.84 | 24 | 18.00 |
| | 11:33 | | Middle | 2.0 | 25.10 | 25.10 | | 7.82 | 7.82 | | 31.70 | 31.60 | | 75.1 | 74.4 | | 5.16 | 5.12 | | 5.98 | 5.62 | | 12 | |
| 5/5/2011 | 10:35 | Cloudy | Middle | 2.0 | 24.10 | 24.10 | 24.10 | 7.90 | 7.90 | 7.91 | 32.00 | 32.00 | 32.05 | 88.3 | 87.6 | 87.4 | 6.17 | 6.13 | 6.11 | 4.21 | 4.32 | 4.22 | 6 | 7.00 |
| | 10:38 | | Middle | 2.0 | 24.10 | 24.10 | | 7.91 | 7.91 | | 32.10 | 32.10 | | 87.0 | 86.5 | | 6.08 | 6.04 | | 4.14 | 4.19 | | 8 | |
| 7/5/2011 | 12:58 | Sunny | Middle | 1.5 | 25.70 | 25.70 | 25.75 | 7.87 | 7.87 | 7.87 | 31.90 | 31.90 | 31.95 | 77.2 | 76.9 | 76.8 | 5.24 | 5.21 | 5.21 | 3.80 | 3.76 | 3.76 | 5 | 5.50 |
| | 13:01 | | Middle | 1.5 | 25.80 | 25.80 | | 7.86 | 7.86 | | 32.00 | 32.00 | | 76.7 | 76.4 | | 5.20 | 5.18 | | 3.71 | 3.77 | | 6 | |
| 9/5/2011 | 15:07 | Sunny | Middle | 1.0 | 27.30 | 27.30 | 27.35 | 7.79 | 7.79 | 7.80 | 31.40 | 31.40 | 31.35 | 88.2 | 87.4 | 86.7 | 5.89 | 5.81 | 5.77 | 4.48 | 4.92 | 4.71 | 8 | 7.00 |
| | 15:10 | | Middle | 1.0 | 27.40 | 27.40 | | 7.80 | 7.80 | | 31.30 | 31.30 | | 86.0 | 85.2 | | 5.70 | 5.66 | | 4.85 | 4.60 | | 6 | |
| 12/5/2011 | 20:00 | Cloudy | Middle | 2.0 | 27.10 | 27.10 | 27.10 | 7.97 | 7.97 | 7.97 | 30.10 | 30.10 | 30.10 | 92.2 | 92.1 | 92.0 | 6.13 | 6.12 | 6.11 | 5.32 | 5.17 | 5.19 | 8 | 7.00 |
| | 20:01 | | Middle | 2.0 | 27.10 | 27.10 | | 7.97 | 7.97 | | 30.10 | 30.10 | | 92.0 | 91.7 | | 6.11 | 6.09 | | 5.20 | 5.07 | | 6 | |
| 14/5/2011 | 10:20 | Rainy | Middle | 2.0 | 25.10 | 25.10 | 25.05 | 7.93 | 7.93 | 7.94 | 31.30 | 31.30 | 31.25 | 69.2 | 69.1 | 69.0 | 4.79 | 4.78 | 4.77 | 4.49 | 4.48 | 4.37 | 6 | 5.50 |
| | 10:23 | | Middle | 2.0 | 25.00 | 25.00 | | 7.94 | 7.94 | | 31.20 | 31.20 | | 68.8 | 68.7 | | 4.76 | 4.75 | | 4.31 | 4.19 | | 5 | |
| 16/5/2011 | 10:36 | Cloudy | Middle | 1.0 | 25.50 | 25.50 | 25.55 | 7.92 | 7.92 | 7.92 | 31.60 | 31.60 | 31.60 | 80.5 | 79.5 | 78.0 | 5.50 | 5.45 | 5.34 | 3.70 | 3.79 | 3.88 | 2 | 2.50 |
| | 10:38 | | Middle | 1.0 | 25.60 | 25.60 | | 7.92 | 7.92 | | 31.60 | 31.60 | | 76.2 | 75.8 | | 5.21 | 5.19 | | 4.19 | 3.83 | | 3 | |
| 18/5/2011 | 11:43 | Fine | Middle | 2.0 | 24.70 | 24.70 | 24.75 | 7.97 | 7.97 | 7.98 | 31.70 | 31.70 | 31.75 | 80.7 | 80.4 | 80.4 | 5.60 | 5.58 | 5.58 | 2.98 | 2.85 | 2.89 | 7 | 8.00 |
| | 11:46 | | Middle | 2.0 | 24.80 | 24.80 | | 7.98 | 7.98 | | 31.80 | 31.80 | | 80.3 | 80.2 | | 5.57 | 5.56 | | 2.85 | 2.89 | | 9 | |
| 20/5/2011 | 15:10 | Fine | Middle | 1.0 | 26.90 | 26.90 | 26.95 | 7.95 | 7.95 | 7.96 | 31.20 | 31.20 | 31.25 | 77.4 | 77.2 | 77.0 | 5.13 | 5.12 | 5.11 | 6.14 | 6.29 | 6.02 | 4 | 5.00 |
| | 15:13 | | Middle | 1.0 | 27.00 | 27.00 | | 7.96 | 7.96 | | 31.30 | 31.30 | | 76.9 | 76.5 | | 5.10 | 5.08 | | 5.88 | 5.78 | | 6 | |
| 23/5/2011 | 15:45 | Cloudy | Middle | 1.5 | 26.10 | 26.10 | 26.15 | 7.91 | 7.91 | 7.92 | 30.40 | 30.40 | 30.35 | 86.2 | 85.7 | 85.7 | 5.83 | 5.82 | 5.81 | 3.41 | 3.45 | 3.37 | 4 | 3.50 |
| | 15:48 | | Middle | 1.5 | 26.20 | 26.20 | | 7.92 | 7.92 | | 30.30 | 30.30 | | 85.5 | 85.3 | | 5.79 | 5.78 | | 3.37 | 3.26 | | 3 | |
| 25/5/2011 | 16:05 | Cloudy | Middle | 2.0 | 25.70 | 25.70 | 25.60 | 8.01 | 8.01 | 7.98 | 31.92 | 31.92 | 32.03 | 70.6 | 70.5 | 71.2 | 4.81 | 4.80 | 4.85 | 2.41 | 2.29 | 2.33 | 5 | 5.50 |
| | 16:08 | | Middle | 2.0 | 25.50 | 25.50 | | 7.95 | 7.95 | | 32.13 | 32.13 | | 72.2 | 71.3 | | 4.93 | 4.87 | | 2.26 | 2.35 | | 6 | |



**Water Monitoring Result at WSD19 - Sheung Wan
Mid-Ebb Tide**

| Date | Time | Weather Condition | Sampling Depth | | Water Temperature | | pH | | | Salinity | | DO Saturation | | DO | | Turbidity | | Suspended Solids | | | | | | |
|-----------|-------|-------------------|----------------|-----|-------------------|---------|-------|---------|-------|----------|-------|---------------|-------|---------|-------|-----------|-------|------------------|------|-------|-------|--------------|----|--------------|
| | | | m | | °C | | - | | ppt | | % | | mg/L | | NTU | | mg/L | | | | | | | |
| | | | | | Value | Average | Value | Average | Value | Average | Value | Average | Value | Average | Value | Average | Value | Average | | | | | | |
| 28/4/2011 | 21:50 | Cloudy | Middle | 1.5 | 22.90 | 22.90 | 22.90 | 7.96 | 7.96 | 7.96 | 32.64 | 32.64 | 32.64 | 73.6 | 74.0 | 75.2 | 5.22 | 5.23 | 5.32 | 2.82 | 2.80 | 2.79 | 10 | 9.00 |
| | 21:51 | | Middle | 1.5 | 22.90 | 22.90 | | 7.96 | 7.96 | | 32.64 | 32.64 | | 77.3 | 75.8 | | 5.50 | 5.32 | | 2.94 | 2.61 | | 8 | |
| 30/4/2011 | 12:05 | Cloudy, Foggy | Middle | 1.5 | 23.90 | 23.90 | 23.90 | 7.91 | 7.91 | 7.91 | 32.19 | 32.19 | 32.19 | 75.4 | 75.1 | 75.2 | 5.27 | 5.22 | 5.23 | 5.19 | 5.07 | 4.93 | 9 | 10.00 |
| | 12:06 | | Middle | 1.5 | 23.90 | 23.90 | | 7.91 | 7.91 | | 32.19 | 32.19 | | 75.7 | 74.7 | | 5.28 | 5.13 | | 4.82 | 4.62 | | 11 | |
| 3/5/2011 | 15:00 | Fine | Middle | 2.0 | 26.00 | 26.00 | 26.01 | 6.28 | 6.28 | 6.28 | 30.56 | 30.56 | 30.56 | 97.3 | 96.6 | 96.1 | 6.62 | 6.57 | 6.53 | 7.78 | 7.87 | 7.89 | 10 | 10.00 |
| | 15:04 | | Middle | 2.0 | 26.01 | 26.01 | | 6.27 | 6.27 | | 30.56 | 30.56 | | 95.7 | 94.7 | | 6.50 | 6.43 | | 7.86 | 8.03 | | 10 | |
| 5/5/2011 | 12:40 | Cloudy | Middle | 2.0 | 23.90 | 23.90 | 23.90 | 7.89 | 7.89 | 7.89 | 32.24 | 32.24 | 32.24 | 79.9 | 76.6 | 77.0 | 5.76 | 5.37 | 5.44 | 9.82 | 10.70 | 10.51 | 17 | 16.50 |
| | 12:41 | | Middle | 2.0 | 23.90 | 23.90 | | 7.89 | 7.89 | | 32.24 | 32.24 | | 76.5 | 75.1 | | 5.36 | 5.26 | | 10.70 | 10.80 | | 16 | |
| 7/5/2011 | 12:45 | Sunny | Middle | 1.5 | 25.70 | 25.70 | 25.70 | 7.85 | 7.85 | 7.85 | 32.02 | 32.02 | 32.02 | 72.9 | 73.3 | 72.8 | 4.93 | 4.96 | 4.93 | 5.88 | 5.40 | 5.51 | 10 | 10.50 |
| | 12:46 | | Middle | 1.5 | 25.70 | 25.70 | | 7.85 | 7.85 | | 32.02 | 32.02 | | 73.0 | 72.0 | | 4.95 | 4.87 | | 5.36 | 5.41 | | 11 | |
| 9/5/2011 | 14:35 | Sunny | Middle | 1.5 | 25.80 | 25.80 | 25.90 | 7.84 | 7.84 | 7.84 | 31.28 | 31.28 | 31.28 | 80.0 | 80.1 | 81.6 | 5.53 | 5.54 | 5.63 | 3.04 | 3.15 | 3.02 | 4 | 4.50 |
| | 14:36 | | Middle | 1.5 | 26.00 | 26.00 | | 7.83 | 7.83 | | 31.28 | 31.28 | | 83.0 | 83.2 | | 5.71 | 5.72 | | 3.12 | 2.75 | | 5 | |
| 12/5/2011 | 22:13 | Cloudy | Middle | 1.5 | 27.20 | 27.20 | 27.30 | 8.06 | 8.06 | 8.06 | 28.91 | 28.91 | 28.91 | 83.7 | 85.2 | 84.8 | 5.59 | 5.76 | 5.68 | 2.36 | 2.41 | 2.20 | 4 | 4.00 |
| | 22:14 | | Middle | 1.5 | 27.40 | 27.40 | | 8.06 | 8.06 | | 28.91 | 28.91 | | 86.8 | 83.4 | | 5.78 | 5.60 | | 1.85 | 2.17 | | 4 | |
| 14/5/2011 | 8:44 | Rainy | Middle | 1.5 | 24.70 | 24.70 | 24.65 | 7.92 | 7.92 | 7.92 | 30.75 | 30.75 | 30.77 | 82.0 | 80.9 | 81.6 | 5.72 | 5.65 | 5.69 | 2.05 | 2.00 | 2.00 | 4 | 4.00 |
| | 8:48 | | Middle | 1.5 | 24.60 | 24.60 | | 7.92 | 7.92 | | 30.79 | 30.79 | | 82.4 | 80.9 | | 5.75 | 5.65 | | 1.89 | 2.04 | | 4 | |
| 16/5/2011 | 11:13 | Cloudy | Middle | 1.5 | 26.05 | 26.05 | 26.07 | 7.11 | 7.11 | 7.11 | 30.46 | 30.46 | 30.44 | 69.3 | 66.7 | 67.7 | 4.73 | 4.55 | 4.62 | 4.07 | 4.85 | 4.28 | 7 | 7.00 |
| | 11:14 | | Middle | 1.5 | 26.09 | 26.09 | | 7.11 | 7.11 | | 30.41 | 30.41 | | 66.8 | 67.8 | | 4.56 | 4.63 | | 4.05 | 4.13 | | 7 | |
| 18/5/2011 | 10:03 | Fine | Middle | 2.5 | 24.70 | 24.70 | 24.70 | 7.92 | 7.92 | 7.90 | 31.73 | 31.73 | 31.71 | 67.9 | 68.3 | 67.5 | 4.68 | 4.71 | 4.65 | 6.98 | 6.41 | 6.21 | 11 | 13.50 |
| | 10:05 | | Middle | 2.5 | 24.70 | 24.70 | | 7.87 | 7.87 | | 31.69 | 31.69 | | 66.9 | 66.8 | | 4.62 | 4.59 | | 6.04 | 5.41 | | 16 | |
| 20/5/2011 | 14:58 | Fine | Middle | 1.5 | 26.40 | 26.40 | 26.50 | 7.92 | 7.92 | 7.92 | 29.97 | 29.97 | 29.97 | 74.7 | 72.4 | 74.1 | 5.07 | 4.90 | 5.02 | 4.47 | 4.31 | 4.35 | 7 | 7.00 |
| | 15:02 | | Middle | 1.5 | 26.60 | 26.60 | | 7.92 | 7.92 | | 29.96 | 29.96 | | 75.8 | 73.6 | | 5.14 | 4.98 | | 4.41 | 4.22 | | 7 | |
| 23/5/2011 | 14:27 | Cloudy | Middle | 1.5 | 25.90 | 25.90 | 25.95 | 7.85 | 7.85 | 7.85 | 29.83 | 29.83 | 29.82 | 77.7 | 76.6 | 77.7 | 5.33 | 5.25 | 5.33 | 1.91 | 1.86 | 1.95 | 2 | 2.50 |
| | 14:33 | | Middle | 1.5 | 26.00 | 26.00 | | 7.85 | 7.85 | | 29.80 | 29.80 | | 79.8 | 76.8 | | 5.47 | 5.26 | | 1.97 | 2.05 | | 3 | |
| 25/5/2011 | 21:00 | Cloudy | Middle | 1.5 | 24.90 | 24.91 | 25.06 | 7.59 | 7.59 | 7.59 | 31.46 | 31.46 | 31.51 | 75.4 | 75.4 | 75.1 | 5.19 | 5.19 | 5.17 | 1.84 | 1.76 | 1.70 | 5 | 5.50 |
| | 21:01 | | Middle | 1.5 | 25.22 | 25.21 | | 7.59 | 7.59 | | 31.56 | 31.56 | | 74.7 | 74.8 | | 5.15 | 5.15 | | 1.60 | 1.60 | | 6 | |



**Water Monitoring Result at WSD20 - Kennedy Town
Mid-Ebb Tide**

| Date | Time | Weather Condition | Sampling Depth | | Water Temperature | | pH | | | Salinity | | DO Saturation | | DO | | Turbidity | | Suspended Solids | | | | | | |
|-----------|-------|-------------------|----------------|-----|-------------------|---------|-------|---------|-------|----------|-------|---------------|-------|---------|-------|-----------|-------|------------------|------|------|------|------|----|-------|
| | | | m | | °C | | - | | ppt | | % | | mg/L | | NTU | | mg/L | | | | | | | |
| | | | | | Value | Average | Value | Average | Value | Average | Value | Average | Value | Average | Value | Average | Value | Average | | | | | | |
| 28/4/2011 | 21:32 | Cloudy | Middle | 1.5 | 23.40 | 23.40 | 23.40 | 7.98 | 7.98 | 7.98 | 32.36 | 32.36 | 32.36 | 78.1 | 75.8 | 75.8 | 5.51 | 5.35 | 5.35 | 3.01 | 2.50 | 2.63 | 8 | 7.00 |
| | 21:33 | | Middle | 1.5 | 23.40 | 23.40 | | 7.98 | 7.98 | | 32.36 | 32.36 | | 73.1 | 76.2 | | 5.16 | 5.37 | | 2.65 | 2.35 | | 6 | |
| 30/4/2011 | 11:35 | Cloudy, Foggy | Middle | 1.5 | 23.80 | 23.90 | 23.83 | 7.96 | 7.96 | 7.96 | 32.57 | 32.57 | 32.57 | 84.9 | 84.5 | 85.1 | 5.95 | 5.92 | 5.95 | 5.67 | 5.80 | 5.85 | 10 | 10.00 |
| | 11:36 | | Middle | 1.5 | 23.80 | 23.80 | | 7.96 | 7.96 | | 32.57 | 32.57 | | 85.9 | 85.0 | | 6.01 | 5.92 | | 5.30 | 6.61 | | 10 | |
| 3/5/2011 | 14:30 | Fine | Middle | 1.5 | 25.77 | 25.77 | 25.84 | 6.85 | 6.85 | 6.85 | 30.41 | 30.41 | 30.38 | 95.0 | 94.5 | 94.6 | 6.52 | 6.48 | 6.48 | 4.72 | 4.38 | 4.34 | 7 | 6.00 |
| | 14:33 | | Middle | 1.5 | 25.90 | 25.90 | | 6.84 | 6.84 | | 30.34 | 30.34 | | 94.3 | 94.5 | | 6.45 | 6.47 | | 4.01 | 4.26 | | 5 | |
| 5/5/2011 | 12:13 | Cloudy | Middle | 2.0 | 23.80 | 23.80 | 23.80 | 8.00 | 8.00 | 8.00 | 32.41 | 32.41 | 32.41 | 80.6 | 83.6 | 82.1 | 5.67 | 5.86 | 5.76 | 4.34 | 4.48 | 4.51 | 8 | 8.00 |
| | 12:14 | | Middle | 2.0 | 23.80 | 23.80 | | 8.00 | 8.00 | | 32.41 | 32.41 | | 82.8 | 81.5 | | 5.80 | 5.71 | | 4.76 | 4.44 | | 8 | |
| 7/5/2011 | 12:24 | Sunny | Middle | 1.5 | 25.40 | 25.40 | 25.40 | 7.94 | 7.94 | 7.94 | 30.98 | 30.98 | 30.98 | 81.1 | 86.2 | 84.0 | 5.08 | 5.53 | 5.43 | 3.80 | 3.60 | 3.66 | 6 | 5.50 |
| | 12:25 | | Middle | 1.5 | 25.40 | 25.40 | | 7.94 | 7.94 | | 30.98 | 30.98 | | 83.9 | 84.7 | | 5.76 | 5.36 | | 3.71 | 3.51 | | 5 | |
| 9/5/2011 | 14:10 | Sunny | Middle | 1.5 | 26.70 | 26.70 | 26.70 | 7.98 | 7.98 | 7.98 | 30.84 | 30.84 | 30.84 | 83.4 | 80.6 | 82.4 | 5.62 | 5.40 | 5.57 | 2.70 | 2.73 | 2.67 | 3 | 3.50 |
| | 14:11 | | Middle | 1.5 | 26.70 | 26.70 | | 7.98 | 7.98 | | 30.84 | 30.84 | | 82.1 | 83.3 | | 5.62 | 5.63 | | 2.60 | 2.63 | | 4 | |
| 12/5/2011 | 21:40 | Cloudy | Middle | 1.5 | 27.00 | 27.00 | 27.03 | 8.05 | 8.05 | 8.04 | 29.32 | 29.32 | 29.32 | 89.1 | 92.8 | 90.5 | 6.06 | 6.25 | 6.11 | 2.38 | 2.99 | 2.89 | 6 | 5.00 |
| | 21:41 | | Middle | 1.5 | 27.00 | 27.10 | | 8.03 | 8.03 | | 29.32 | 29.32 | | 88.3 | 91.6 | | 5.95 | 6.19 | | 3.17 | 3.02 | | 4 | |
| 14/5/2011 | 8:22 | Rainy | Middle | 1.5 | 24.60 | 24.60 | 24.60 | 7.96 | 7.96 | 7.97 | 31.06 | 31.06 | 31.08 | 81.6 | 81.2 | 81.8 | 5.70 | 5.66 | 5.71 | 2.95 | 3.45 | 3.08 | 4 | 4.00 |
| | 8:25 | | Middle | 1.5 | 24.60 | 24.60 | | 7.98 | 7.98 | | 31.09 | 31.09 | | 82.8 | 81.5 | | 5.78 | 5.69 | | 3.03 | 2.88 | | 4 | |
| 16/5/2011 | 10:51 | Cloudy | Middle | 1.5 | 25.49 | 25.49 | 25.46 | 7.17 | 7.17 | 7.17 | 30.73 | 30.73 | 30.74 | 63.2 | 62.8 | 65.3 | 4.35 | 4.33 | 4.50 | 2.50 | 2.27 | 2.25 | 5 | 6.00 |
| | 10:52 | | Middle | 1.5 | 25.43 | 25.43 | | 7.17 | 7.17 | | 30.74 | 30.74 | | 68.9 | 66.2 | | 4.75 | 4.56 | | 2.14 | 2.10 | | 7 | |
| 18/5/2011 | 9:43 | Fine | Middle | 2.0 | 24.70 | 24.70 | 24.75 | 7.86 | 7.86 | 7.88 | 31.12 | 31.12 | 31.09 | 75.4 | 74.7 | 75.1 | 5.24 | 5.19 | 5.22 | 3.93 | 4.09 | 3.78 | 5 | 6.00 |
| | 9:46 | | Middle | 2.0 | 24.80 | 24.80 | | 7.89 | 7.89 | | 31.06 | 31.06 | | 77.0 | 73.2 | | 5.35 | 5.09 | | 3.93 | 3.17 | | 7 | |
| 20/5/2011 | 14:30 | Fine | Middle | 1.5 | 26.20 | 26.20 | 26.35 | 7.91 | 7.91 | 7.91 | 29.59 | 29.59 | 29.57 | 81.7 | 80.4 | 81.5 | 5.57 | 5.48 | 5.55 | 3.50 | 2.74 | 2.79 | 5 | 4.50 |
| | 14:33 | | Middle | 1.5 | 26.50 | 26.50 | | 7.90 | 7.90 | | 29.55 | 29.55 | | 82.2 | 81.8 | | 5.59 | 5.57 | | 2.47 | 2.45 | | 4 | |
| 23/5/2011 | 14:07 | Cloudy | Middle | 1.5 | 25.60 | 25.60 | 25.65 | 7.93 | 7.93 | 7.93 | 28.53 | 28.53 | 28.55 | 86.8 | 86.3 | 85.9 | 6.02 | 5.91 | 5.94 | 2.53 | 2.63 | 2.45 | 3 | 3.50 |
| | 14:11 | | Middle | 1.5 | 25.70 | 25.70 | | 7.93 | 7.93 | | 28.57 | 28.57 | | 86.0 | 84.4 | | 5.96 | 5.85 | | 2.35 | 2.30 | | 4 | |
| 25/5/2011 | 20:20 | Cloudy | Middle | 1.5 | 25.20 | 25.20 | 25.20 | 7.58 | 7.58 | 7.58 | 31.79 | 31.78 | 31.79 | 59.7 | 59.1 | 58.7 | 4.10 | 4.06 | 4.03 | 2.30 | 2.88 | 2.38 | 4 | 4.50 |
| | 20:21 | | Middle | 1.5 | 25.19 | 25.19 | | 7.58 | 7.58 | | 31.79 | 31.79 | | 58.0 | 58.0 | | 3.98 | 3.98 | | 2.23 | 2.11 | | 5 | |



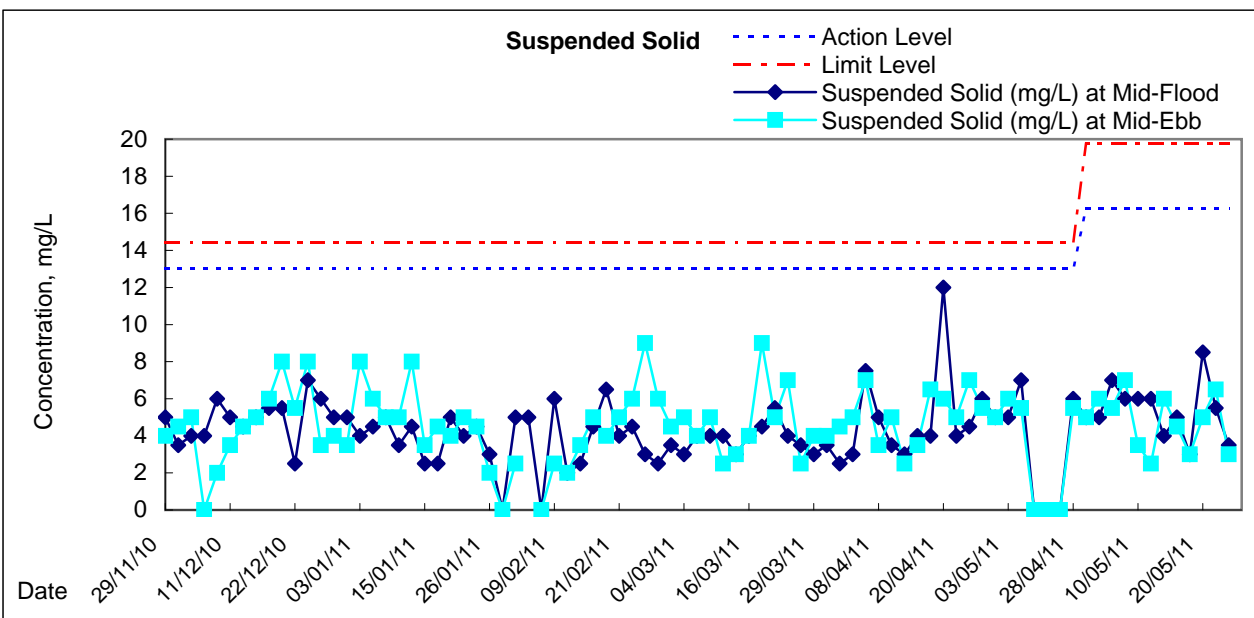
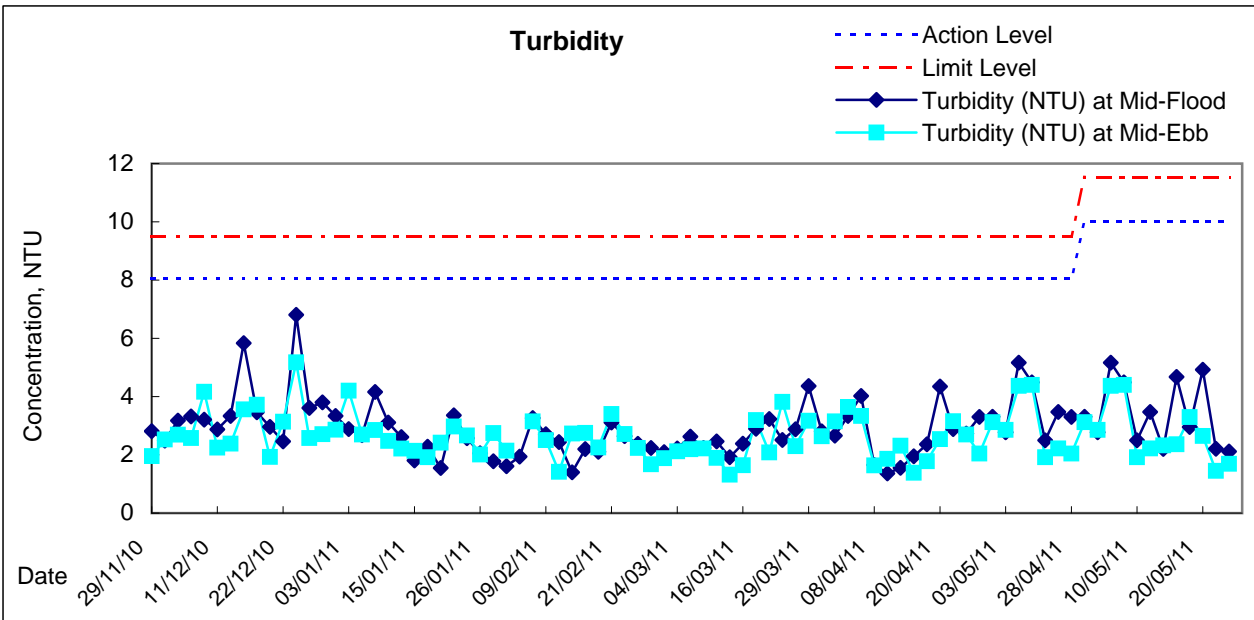
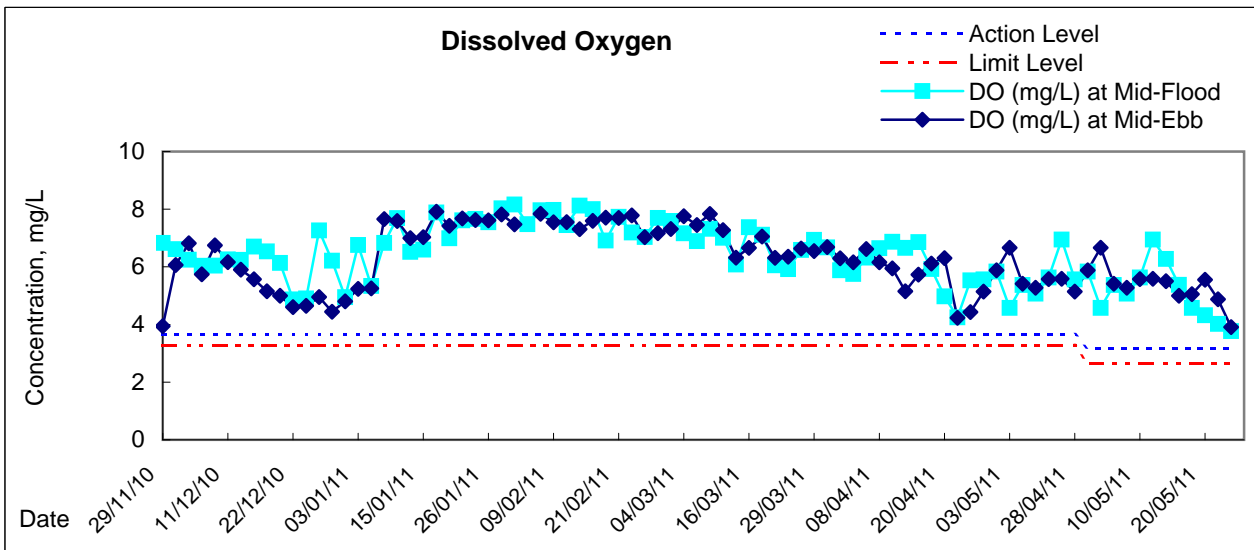
**Water Monitoring Result at WSD7 - Kowloon South
Mid-Ebb Tide**

| Date | Time | Weather Condition | Sampling Depth | | Water Temperature | | pH | | | Salinity | | DO Saturation | | DO | | Turbidity | | Suspended Solids | | | | | | |
|-----------|-------|-------------------|----------------|-----|-------------------|---------|-------|---------|-------|----------|-------|---------------|-------|---------|-------|-----------|-------|------------------|-------|---------|------|------|----|-------|
| | | | | | °C | | - | | ppt | | % | | mg/L | | NTU | | mg/L | | | | | | | |
| | | | m | | Value | Average | Value | Average | Value | Average | Value | Average | Value | Average | Value | Average | Value | Average | Value | Average | | | | |
| 28/4/2011 | 23:19 | Cloudy | Middle | 1.5 | 23.60 | 23.60 | 23.60 | 7.79 | 7.79 | 7.79 | 32.23 | 32.23 | 32.23 | 72.4 | 74.3 | 73.8 | 5.20 | 5.33 | 5.27 | 5.91 | 6.08 | 5.75 | 9 | 10.00 |
| | 23:20 | | Middle | 1.5 | 23.60 | 23.60 | | 7.79 | 7.79 | | 32.23 | 32.23 | | 74.5 | 74.0 | | 5.30 | 5.23 | | 5.68 | 5.31 | | 11 | |
| 30/4/2011 | 8:45 | Cloudy, Foggy | Middle | 1.5 | 23.60 | 23.60 | 23.60 | 7.82 | 7.82 | 7.82 | 32.75 | 32.75 | 32.75 | 76.6 | 76.7 | 76.9 | 5.38 | 5.39 | 5.40 | 3.55 | 3.32 | 3.52 | 5 | 5.00 |
| | 8:46 | | Middle | 1.5 | 23.60 | 23.60 | | 7.82 | 7.82 | | 32.75 | 32.75 | | 77.0 | 77.3 | | 5.41 | 5.43 | | 3.51 | 3.68 | | 5 | |
| 3/5/2011 | 14:00 | Fine | Middle | 1.5 | 25.25 | 25.25 | 25.43 | 6.62 | 6.62 | 6.60 | 31.32 | 31.32 | 31.23 | 100.8 | 100.5 | 100.3 | 6.92 | 6.90 | 6.88 | 4.57 | 4.15 | 4.24 | 11 | 10.00 |
| | 14:02 | | Middle | 1.5 | 25.61 | 25.61 | | 6.58 | 6.58 | | 31.13 | 31.13 | | 100.2 | 99.7 | | 6.87 | 6.84 | | 4.14 | 4.08 | | 9 | |
| 5/5/2011 | 11:23 | Cloudy | Middle | 1.5 | 23.60 | 23.60 | 23.60 | 7.80 | 7.80 | 7.80 | 31.86 | 31.86 | 31.86 | 78.1 | 70.9 | 74.6 | 5.65 | 5.09 | 5.38 | 9.18 | 8.52 | 8.55 | 15 | 15.00 |
| | 11:24 | | Middle | 1.5 | 23.60 | 23.60 | | 7.80 | 7.80 | | 31.86 | 31.86 | | 78.7 | 70.7 | | 5.72 | 5.05 | | 8.36 | 8.13 | | 15 | |
| 7/5/2011 | 11:12 | Sunny | Middle | 2.0 | 24.00 | 24.00 | 24.00 | 7.86 | 7.86 | 7.86 | 32.39 | 32.39 | 32.39 | 78.3 | 79.2 | 77.1 | 5.47 | 5.56 | 5.36 | 3.73 | 3.88 | 3.61 | 6 | 5.50 |
| | 11:13 | | Middle | 2.0 | 24.00 | 24.00 | | 7.86 | 7.86 | | 32.39 | 32.39 | | 75.7 | 75.3 | | 5.22 | 5.19 | | 3.39 | 3.43 | | 5 | |
| 9/5/2011 | 12:55 | Sunny | Middle | 1.5 | 25.80 | 25.80 | 25.80 | 7.80 | 7.80 | 7.80 | 31.28 | 31.28 | 31.28 | 72.5 | 68.4 | 69.5 | 4.79 | 4.64 | 4.67 | 4.06 | 4.34 | 3.97 | 8 | 7.00 |
| | 12:56 | | Middle | 1.5 | 25.80 | 25.80 | | 7.80 | 7.80 | | 31.28 | 31.28 | | 65.2 | 72.0 | | 4.42 | 4.83 | | 3.73 | 3.74 | | 6 | |
| 12/5/2011 | 17:50 | Cloudy | Middle | 1.5 | 27.80 | 27.80 | 27.83 | 7.99 | 7.99 | 8.00 | 31.17 | 31.17 | 31.17 | 84.4 | 87.9 | 85.6 | 6.12 | 6.30 | 6.18 | 1.85 | 1.42 | 1.71 | 3 | 2.50 |
| | 17:51 | | Middle | 1.5 | 27.80 | 27.90 | | 8.01 | 8.01 | | 31.17 | 31.17 | | 87.4 | 82.6 | | 6.33 | 5.96 | | 2.17 | 1.41 | | 2 | |
| 14/5/2011 | 7:55 | Rainy | Middle | 1.5 | 24.90 | 24.90 | 24.90 | 7.89 | 7.89 | 7.88 | 30.51 | 30.51 | 30.52 | 72.7 | 71.1 | 72.5 | 5.06 | 4.95 | 5.05 | 2.04 | 1.81 | 1.89 | 3 | 4.00 |
| | 7:58 | | Middle | 1.5 | 24.90 | 24.90 | | 7.86 | 7.86 | | 30.53 | 30.53 | | 73.2 | 73.0 | | 5.10 | 5.08 | | 1.98 | 1.74 | | 5 | |
| 16/5/2011 | 9:20 | Cloudy | Middle | 1.5 | 25.05 | 25.05 | 25.06 | 7.11 | 7.11 | 7.11 | 31.08 | 31.08 | 31.08 | 65.4 | 69.4 | 69.5 | 4.68 | 4.80 | 4.85 | 2.33 | 2.45 | 2.53 | 5 | 5.00 |
| | 9:21 | | Middle | 1.5 | 25.06 | 25.06 | | 7.11 | 7.11 | | 31.08 | 31.08 | | 71.1 | 72.0 | | 4.92 | 4.98 | | 2.50 | 2.85 | | 5 | |
| 18/5/2011 | 9:20 | Fine | Middle | 1.5 | 24.60 | 24.60 | 24.60 | 7.71 | 7.71 | 7.73 | 31.41 | 31.41 | 31.43 | 67.2 | 66.1 | 67.1 | 4.67 | 4.60 | 4.66 | 3.95 | 3.58 | 3.71 | 6 | 5.50 |
| | 9:22 | | Middle | 1.5 | 24.60 | 24.60 | | 7.74 | 7.74 | | 31.44 | 31.44 | | 68.4 | 66.5 | | 4.76 | 4.62 | | 3.56 | 3.74 | | 5 | |
| 20/5/2011 | 10:55 | Fine | Middle | 1.5 | 26.20 | 26.20 | 26.30 | 7.76 | 7.76 | 7.78 | 31.05 | 31.05 | 31.06 | 73.8 | 72.8 | 73.7 | 4.98 | 4.91 | 4.97 | 3.37 | 3.49 | 3.33 | 7 | 7.00 |
| | 10:58 | | Middle | 1.5 | 26.40 | 26.40 | | 7.79 | 7.79 | | 31.06 | 31.06 | | 74.6 | 73.6 | | 5.03 | 4.96 | | 3.21 | 3.26 | | 7 | |
| 23/5/2011 | 14:57 | Cloudy | Middle | 1.5 | 25.80 | 25.80 | 25.83 | 7.78 | 7.78 | 7.79 | 29.53 | 29.53 | 29.51 | 67.0 | 65.8 | 67.9 | 4.61 | 4.52 | 4.66 | 8.32 | 8.46 | 8.26 | 14 | 14.00 |
| | 15:00 | | Middle | 1.5 | 25.80 | 25.90 | | 7.79 | 7.79 | | 29.54 | 29.44 | | 70.0 | 68.6 | | 4.81 | 4.71 | | 8.25 | 8.01 | | 14 | |
| 25/5/2011 | 16:35 | Cloudy | Middle | 2.0 | 25.18 | 25.19 | 25.21 | 7.34 | 7.34 | 7.34 | 31.60 | 31.60 | 31.60 | 62.4 | 56.7 | 59.5 | 4.29 | 3.90 | 4.10 | 2.75 | 2.63 | 2.71 | 7 | 6.00 |
| | 16:36 | | Middle | 2.0 | 25.23 | 25.23 | | 7.34 | 7.34 | | 31.60 | 31.60 | | 59.7 | 59.0 | | 4.11 | 4.10 | | 2.54 | 2.92 | | 5 | |

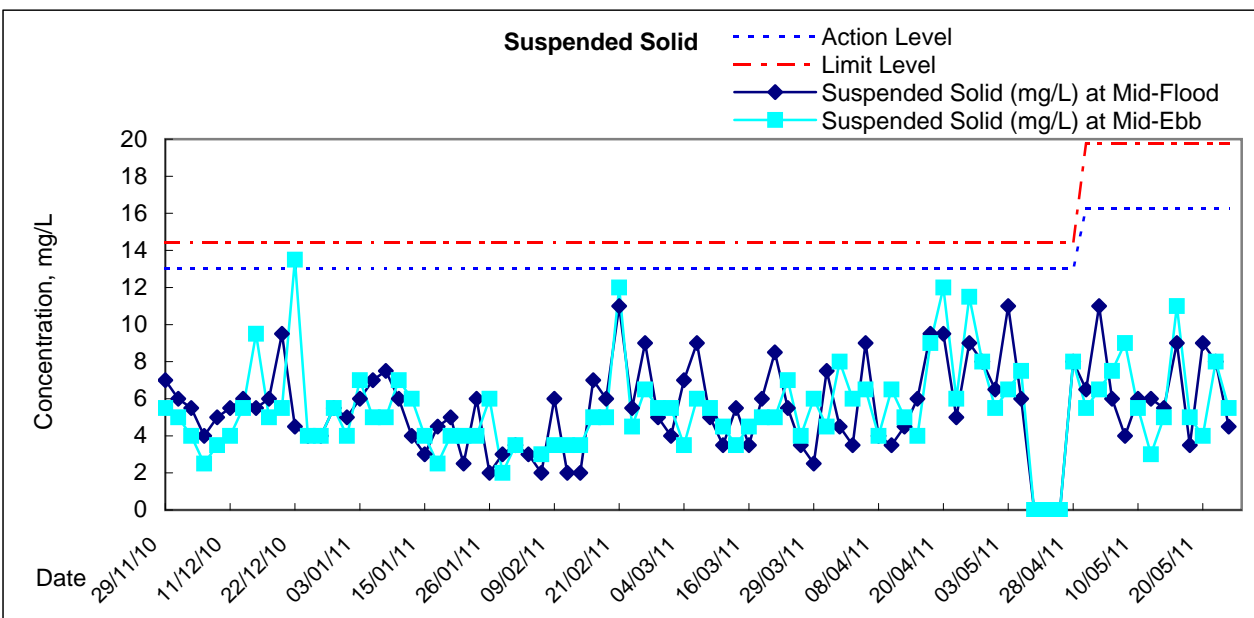
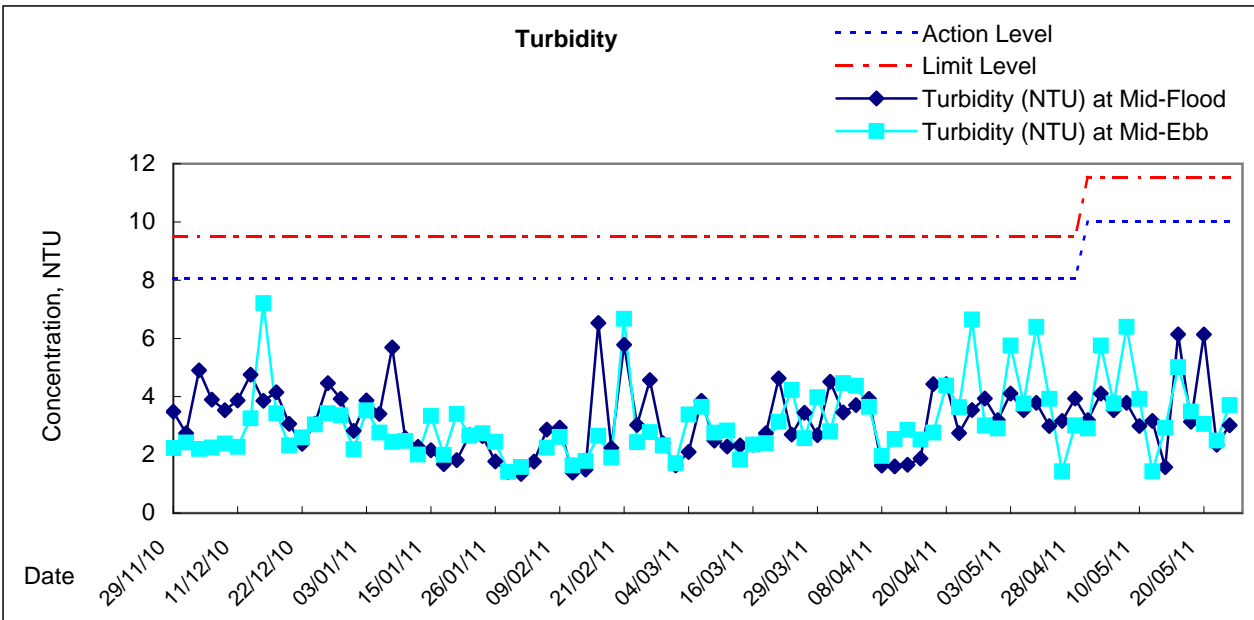
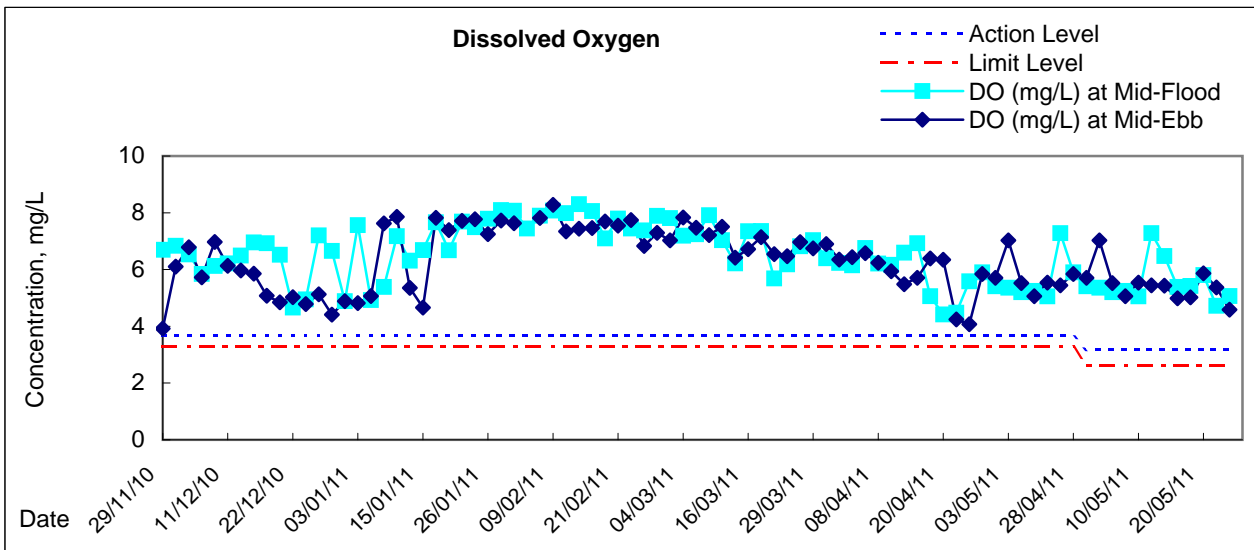


Water Monitoring Result at C3 - HKCEC Phase I (Daily Monitoring Results from 17 to 27 May 2011)

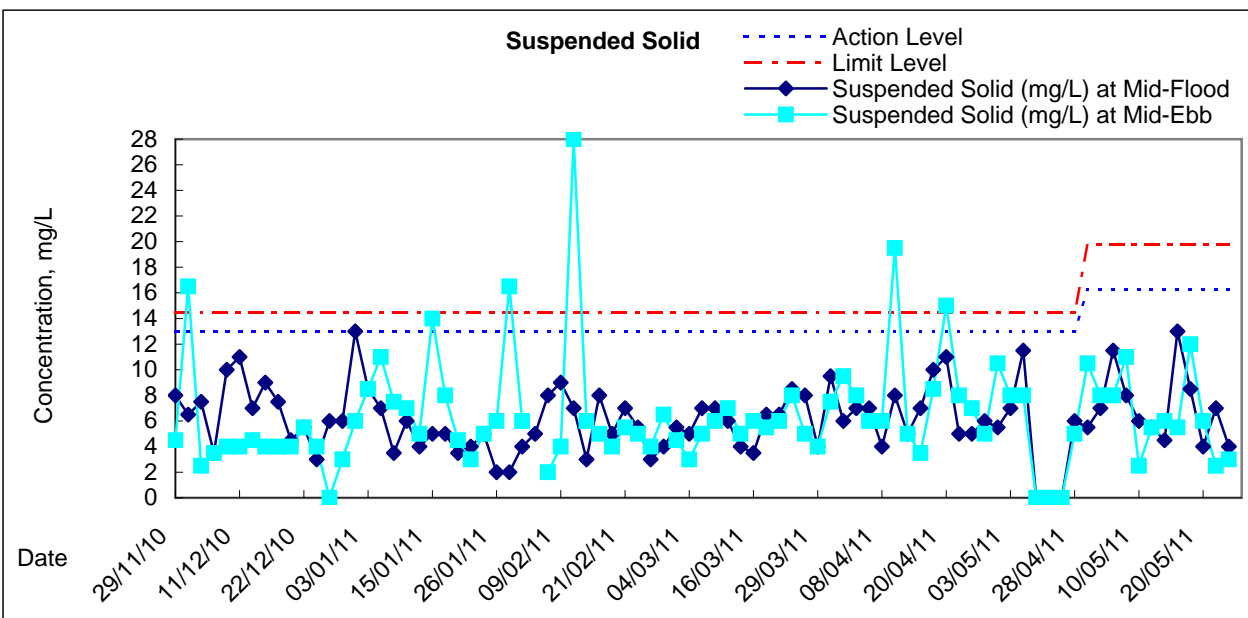
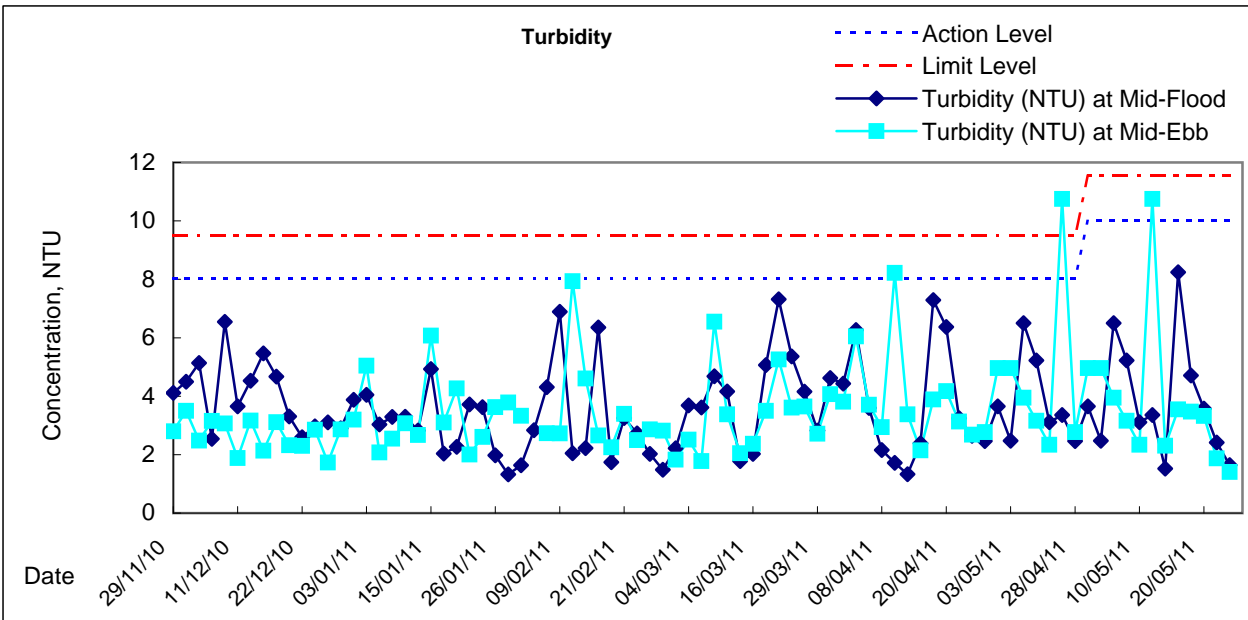
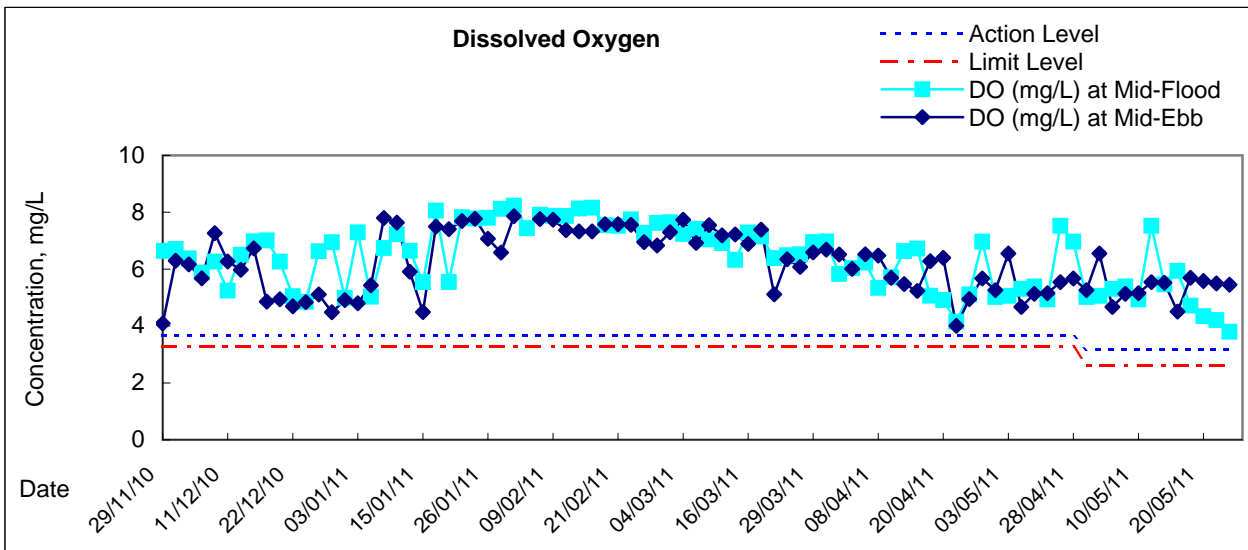
| Date | Time | Weather Condition | Sampling Depth | | Water Temperature | | | pH | | | Salinity | | | DO Saturation | | | DO | | | Turbidity | | | Suspended Solids | | Remarks | | | |
|-----------|-------|-------------------|----------------|-----|-------------------|-------|-------|---------|------|------|----------|-------|-------|---------------|------|-------|-------|------|------|-----------|-------|--------------|------------------|--------------|--|--|--|--|
| | | | | | °C | | | - | | | ppt | | | % | | | mg/L | | | NTU | | | mg/L | | | | | |
| | | | | | Value | | | Average | | | Value | | | Average | | | Value | | | Average | | | Value | | Average | | | |
| 17/5/2011 | 14:10 | Cloudy | Middle | 2.0 | 24.50 | 24.50 | 24.50 | 7.97 | 7.97 | 7.98 | 31.60 | 31.60 | 31.60 | 84.2 | 83.2 | 82.78 | 5.86 | 5.79 | 5.76 | 11.2 | 10.9 | 11.00 | 14 | 13.00 | Repeated measurement: 11.28NTU; Outside silt screen: 9.94NTU | | | |
| | 14:12 | | Middle | 2.0 | 24.50 | 24.50 | | 7.98 | 7.98 | | 31.60 | 31.60 | | 82.3 | 81.4 | | 5.72 | 5.66 | | 11.1 | 10.8 | | 12 | | | | | |
| 19/5/2011 | 10:27 | Fine | Middle | 2.0 | 24.70 | 24.70 | 24.75 | 7.95 | 7.95 | 7.95 | 31.40 | 31.40 | 31.45 | 77.2 | 76.3 | 76.43 | 5.36 | 5.32 | 5.31 | 11.90 | 12.30 | <u>11.93</u> | 14 | 13.50 | Repeated measurement: 8.58NTU; Outside silt screen: 37.1NTU | | | |
| | 10:30 | | Middle | 2.0 | 24.80 | 24.80 | | 7.94 | 7.94 | | 31.50 | 31.50 | | 76.2 | 76.0 | | 5.29 | 5.27 | | 12.20 | 11.30 | | 13 | | | | | |
| 21/5/2011 | 10:05 | Cloudy | Middle | 2.0 | 25.00 | 25.00 | 25.05 | 7.85 | 7.86 | 7.86 | 31.10 | 31.10 | 31.15 | 82.6 | 82.1 | 81.78 | 5.67 | 5.61 | 5.60 | 3.60 | 3.89 | 3.77 | 16 | 14.50 | Outside silt screen: 3.87NTU | | | |
| | 10:08 | | Middle | 2.0 | 25.10 | 25.10 | | 7.86 | 7.86 | | 31.20 | 31.20 | | 81.3 | 81.1 | | 5.58 | 5.55 | | 4.01 | 3.57 | | 13 | | | | | |
| 24/5/2011 | 10:30 | Cloudy | Middle | 2.0 | 25.10 | 25.10 | 25.05 | 7.90 | 7.90 | 7.91 | 30.60 | 30.60 | 30.55 | 79.3 | 79.0 | 78.85 | 5.51 | 5.49 | 5.48 | 2.99 | 3.11 | 3.11 | 5 | 4.00 | Outside silt screen: 3.81NTU | | | |
| | 10:33 | | Middle | 2.0 | 25.00 | 25.00 | | 7.91 | 7.91 | | 30.50 | 30.50 | | 78.6 | 78.5 | | 5.46 | 5.45 | | 3.14 | 3.19 | | 3 | | | | | |
| 26/5/2011 | 15:30 | Sunny | Middle | 2.0 | 25.20 | 25.20 | 25.15 | 7.96 | 7.96 | 7.97 | 32.40 | 32.40 | 32.35 | 86.3 | 85.6 | 85.63 | 5.88 | 5.84 | 5.84 | 7.60 | 6.79 | 7.02 | 7 | 8.00 | Repeated measurement: 6.59NTU; Outside silt screen: 4.41NTU | | | |
| | 15:33 | | Middle | 2.0 | 25.10 | 25.10 | | 7.98 | 7.98 | | 32.30 | 32.30 | | 85.4 | 85.2 | | 5.84 | 5.81 | | 6.72 | 6.95 | | 9 | | | | | |
| 27/5/2011 | 9:54 | Sunny | Middle | 2.5 | 25.20 | 25.20 | 25.15 | 7.94 | 7.94 | 7.95 | 32.40 | 32.40 | 32.45 | 77.6 | 77.1 | 76.73 | 5.30 | 5.25 | 5.24 | 12.90 | 13.50 | <u>13.40</u> | 20 | <u>19.50</u> | Repeated measurement: 13.9NTU; Outside silt screen: 3.78NTU | | | |
| | 9:57 | | Middle | 2.5 | 25.10 | 25.10 | | 7.95 | 7.95 | | 32.50 | 32.50 | | 76.1 | 76.1 | | 5.22 | 5.20 | | 13.90 | 13.30 | | 19 | | | | | |



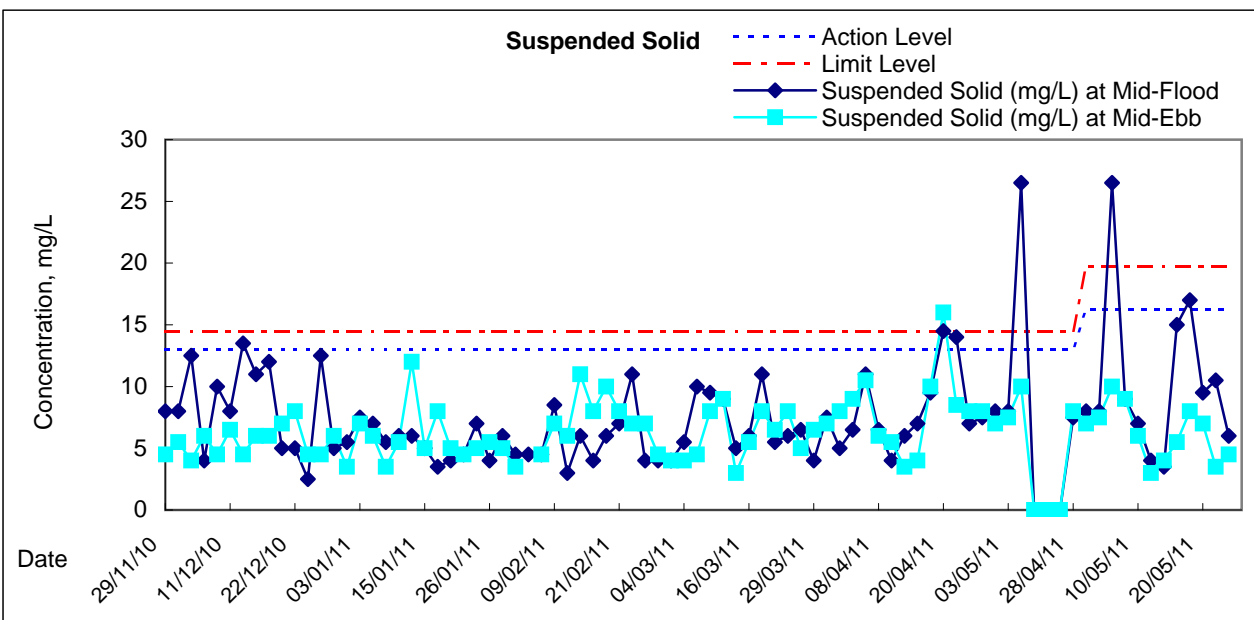
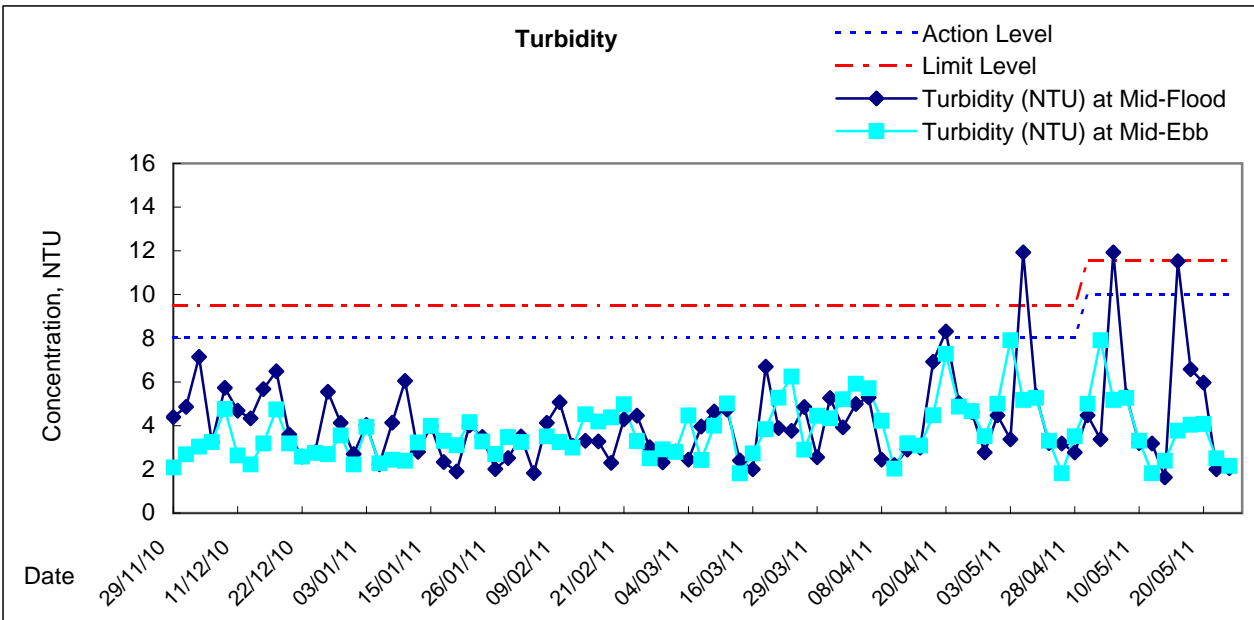
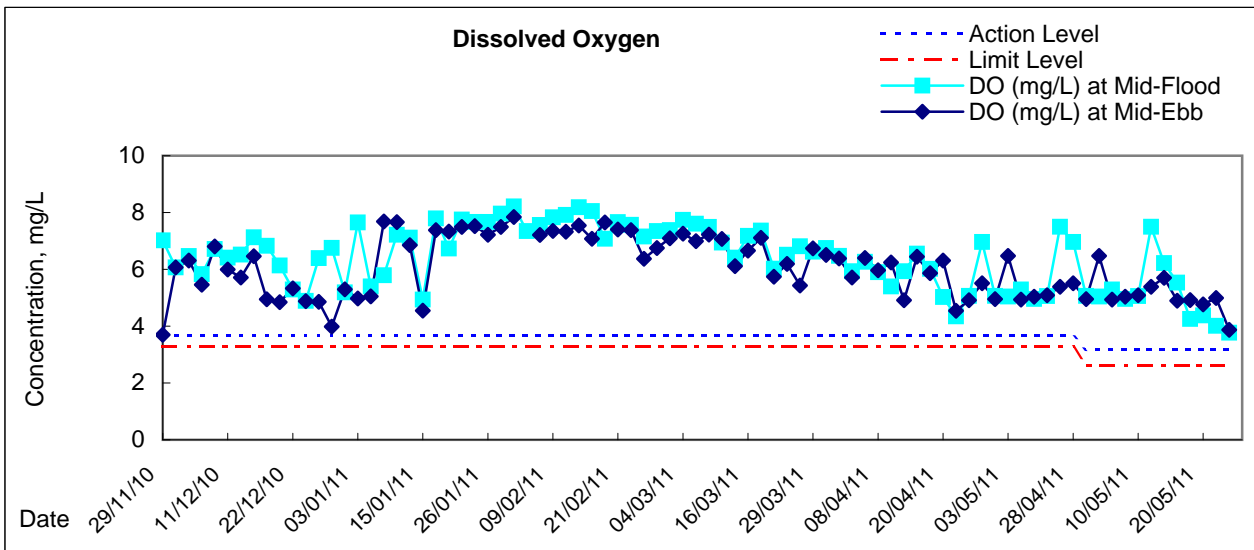
Remarks: AL-LL for the wet season are applied after the approval of Updated EM&A Manual on 29 April 2011.



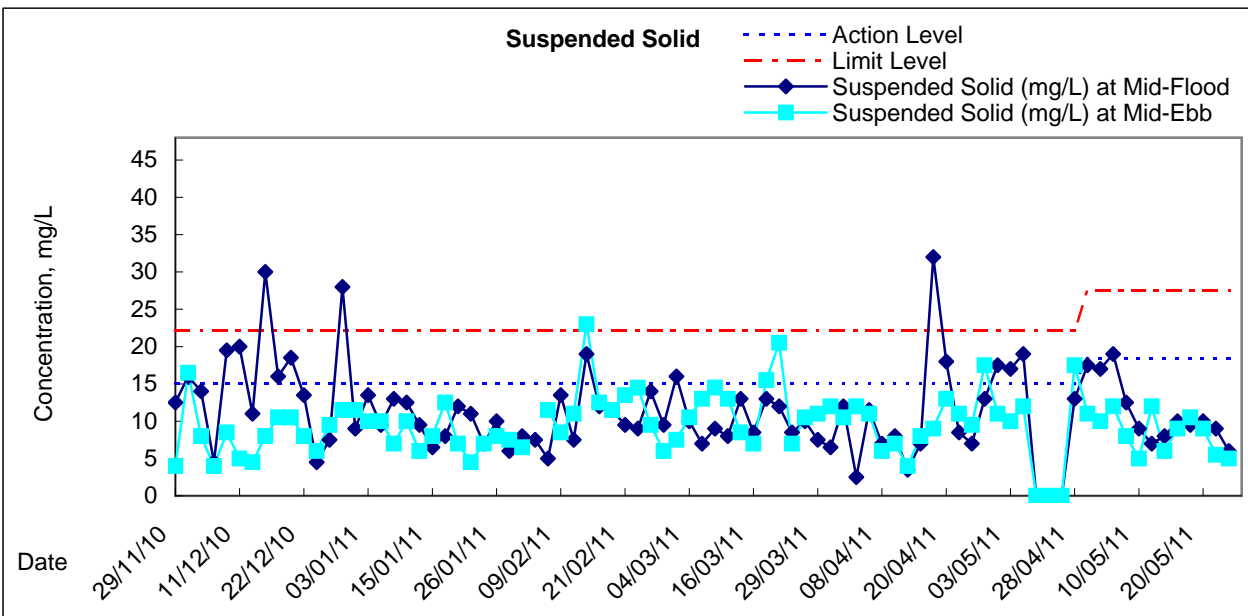
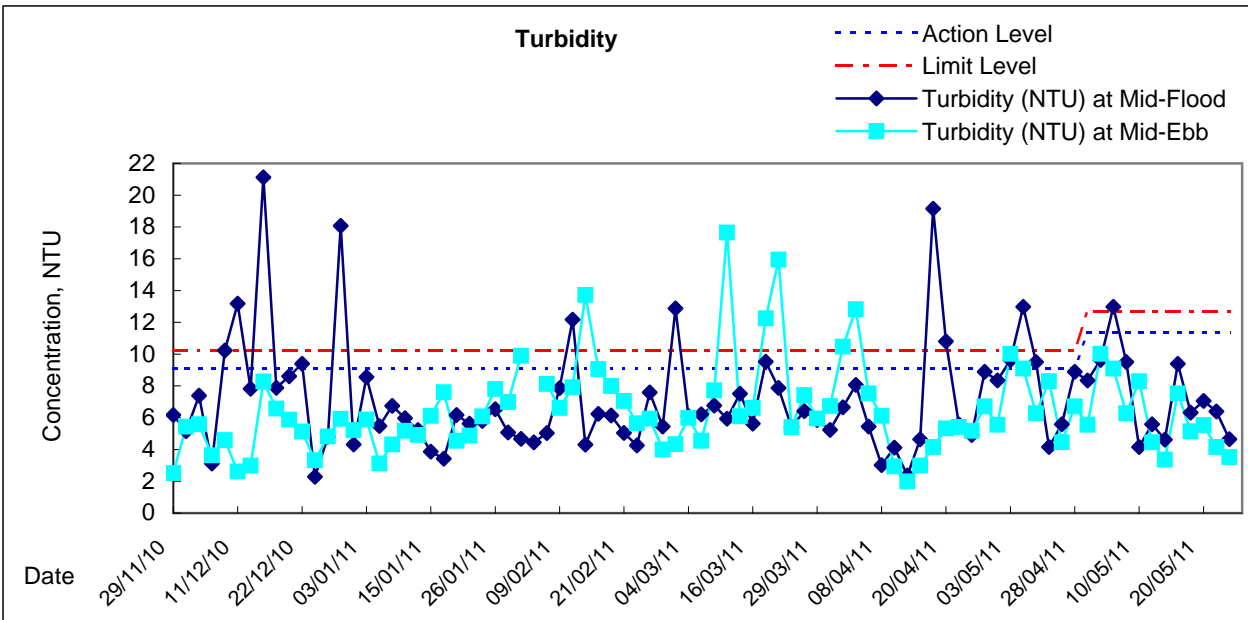
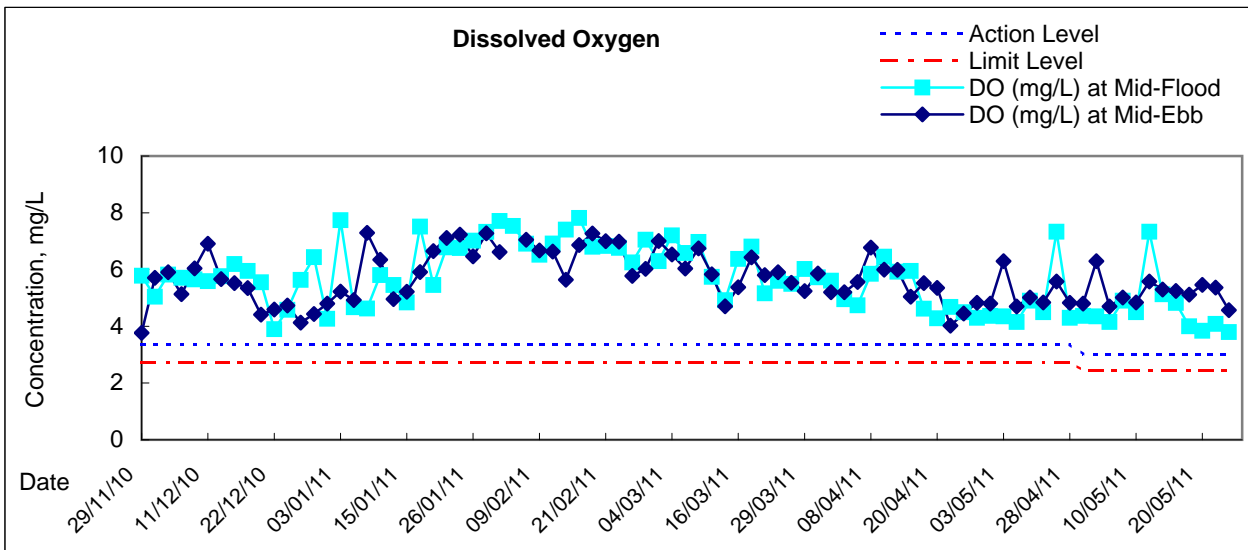
Remarks: AL-LL for the wet season are applied after the approval of Updated EM&A Manual on 29 April 2011.



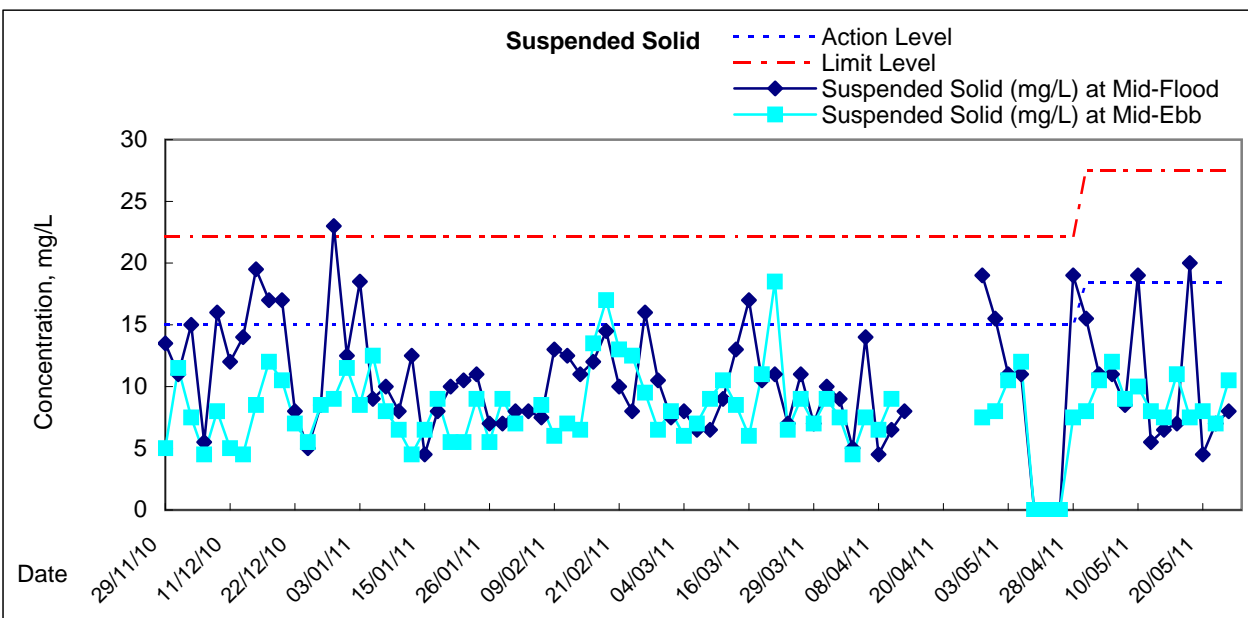
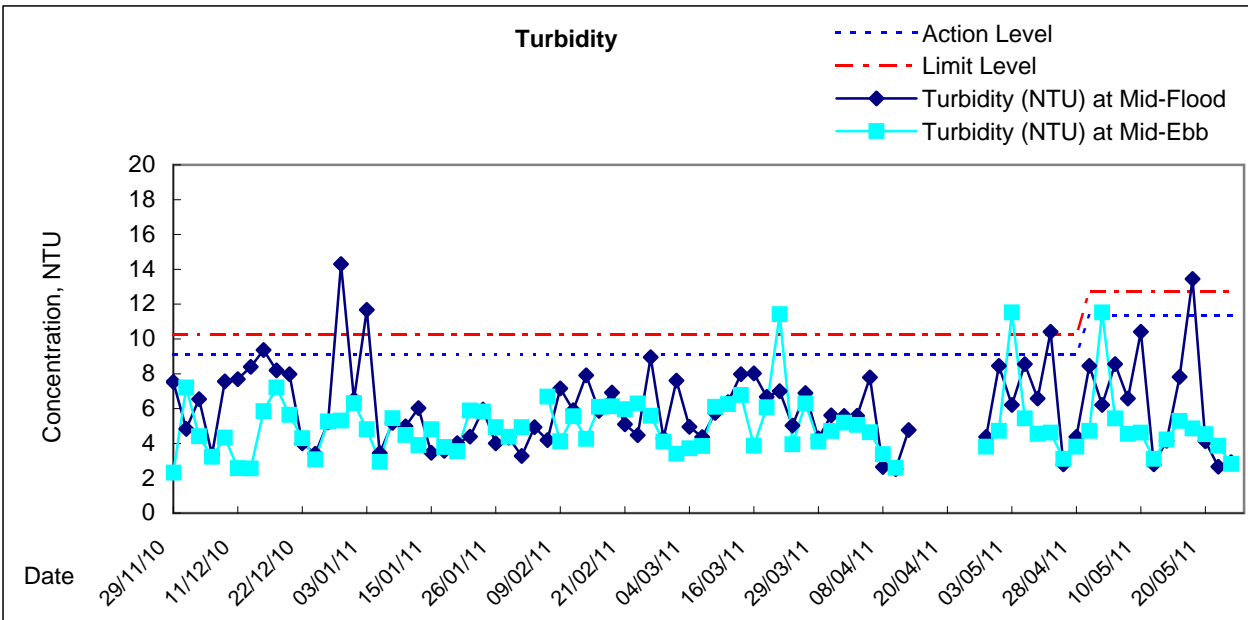
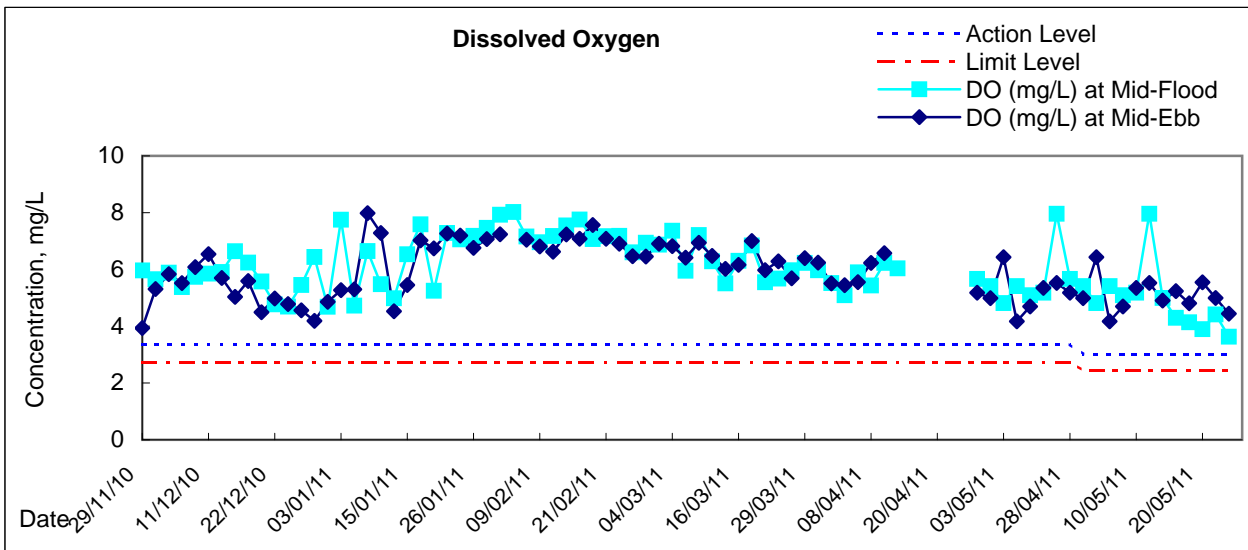
Remarks: AL-LL for the wet season are applied after the approval of Updated EM&A Manual on 29 April 2011.



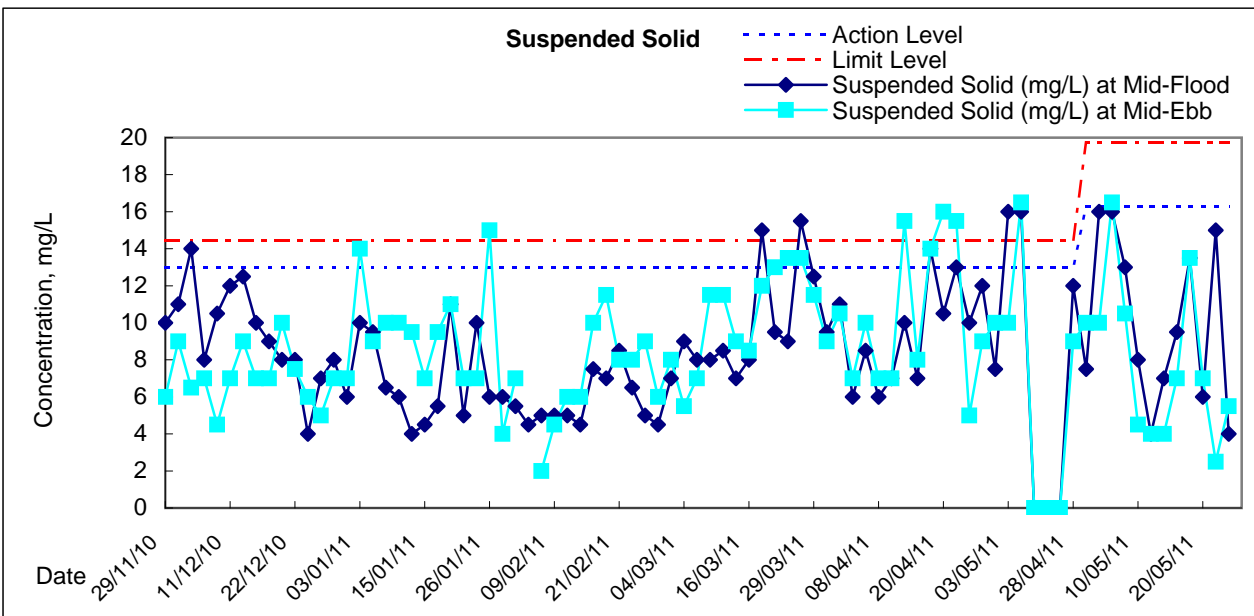
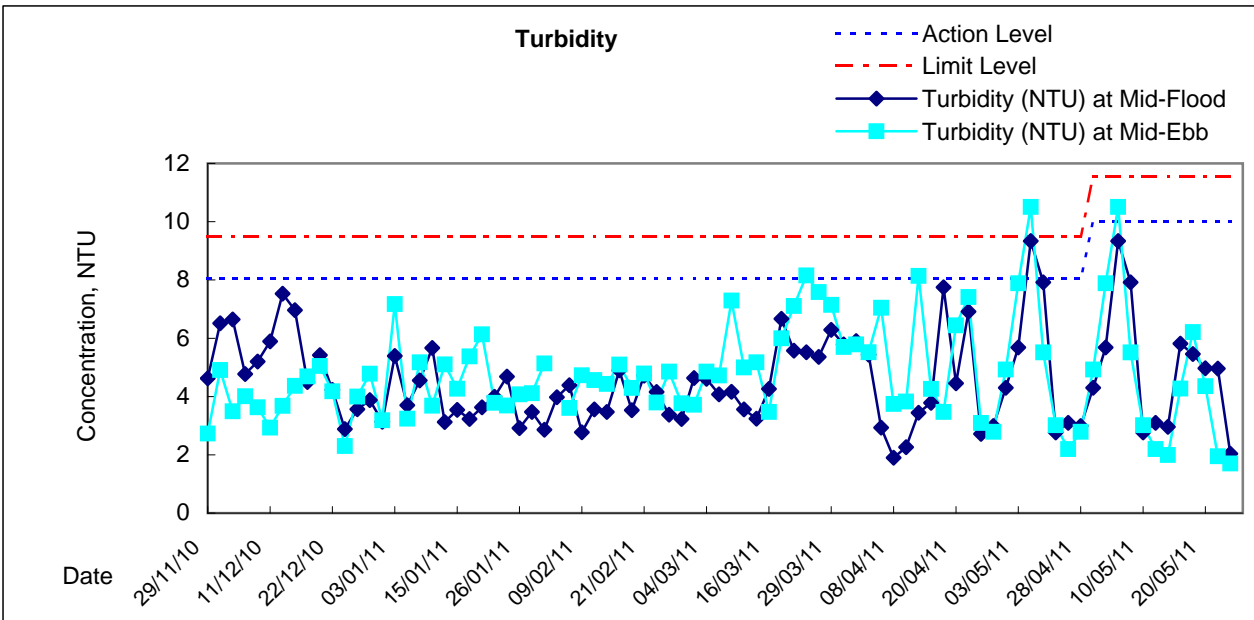
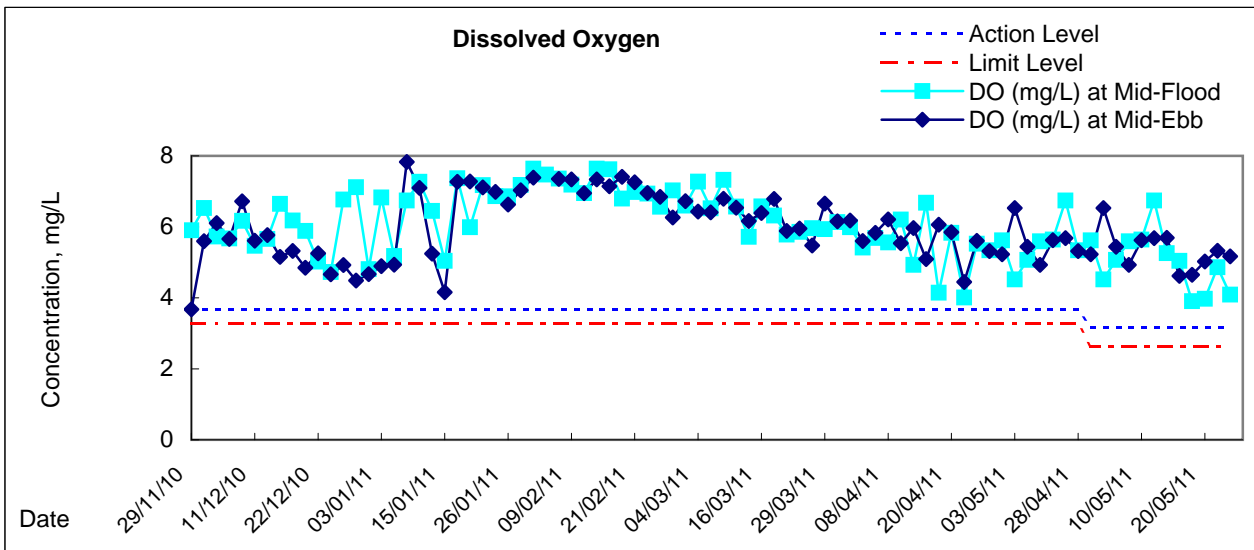
Remarks: AL-LL for the wet season are applied after the approval of Updated EM&A Manual on 29 April 2011.



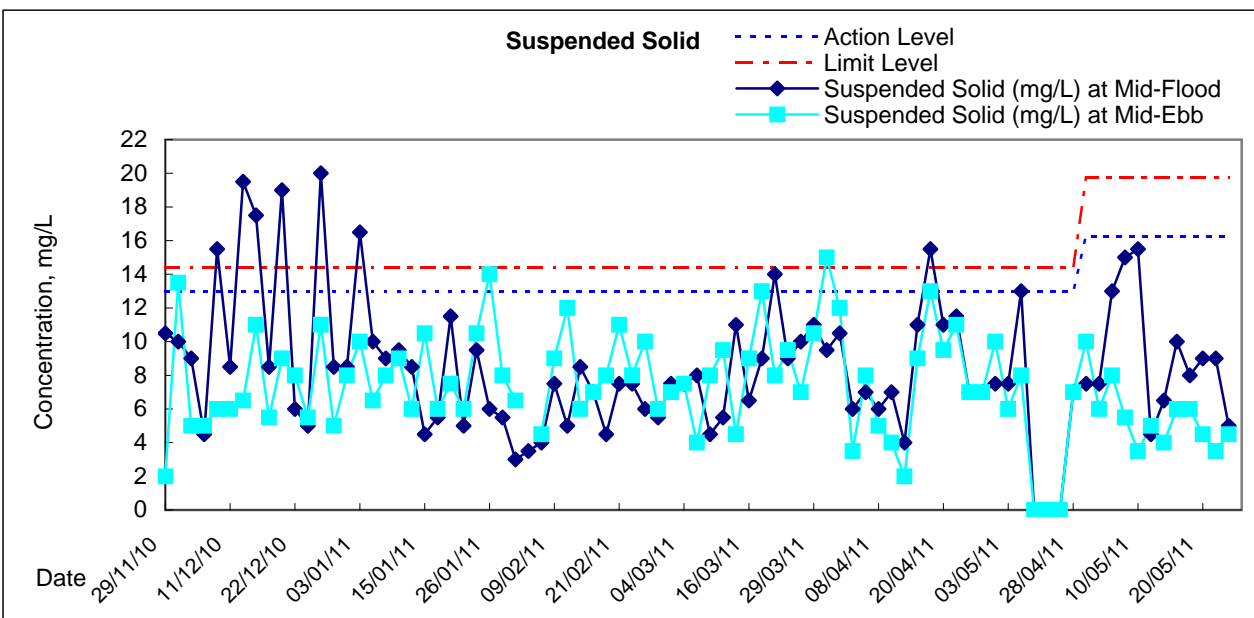
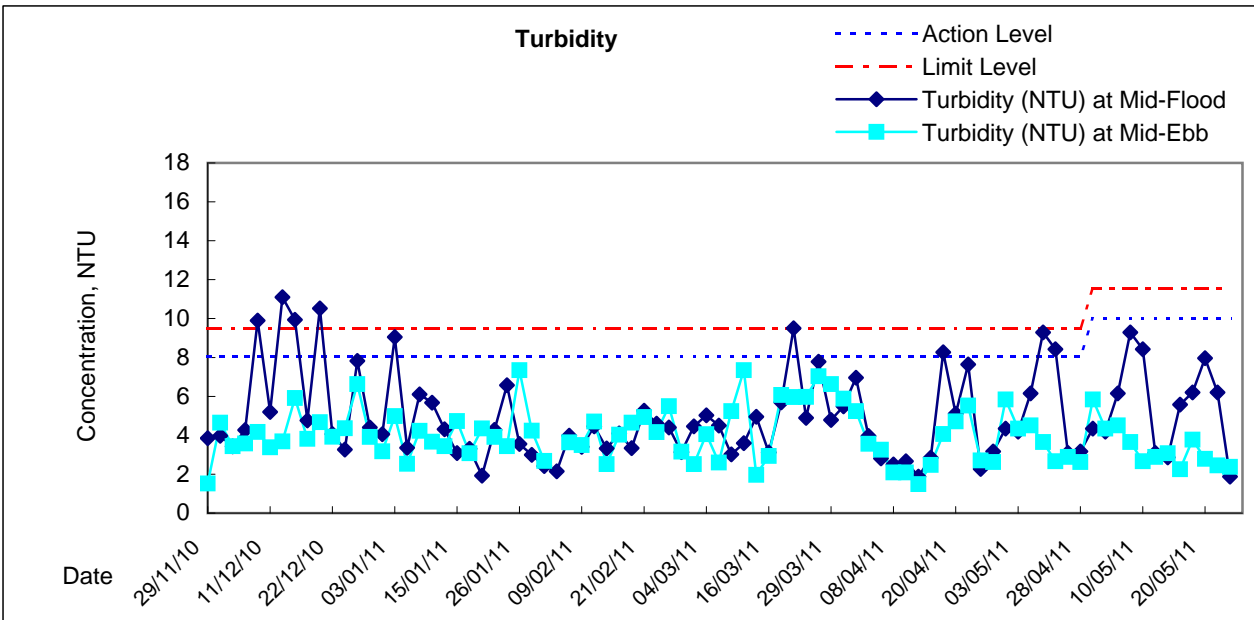
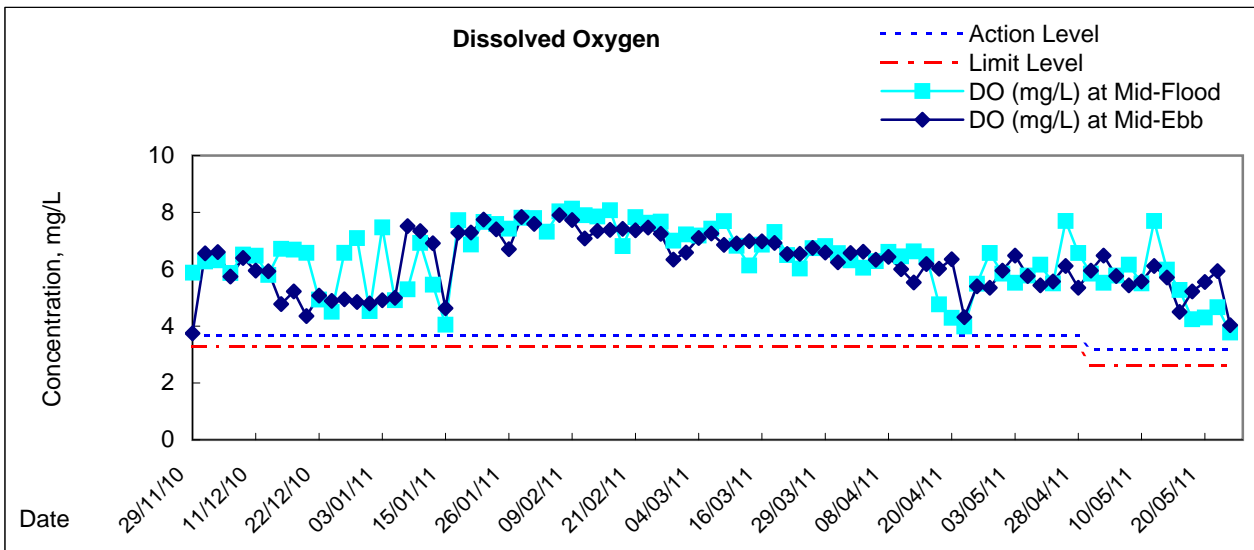
Remarks: AL-LL for the wet season are applied after the approval of Updated EM&A Manual on 29 April 2011.



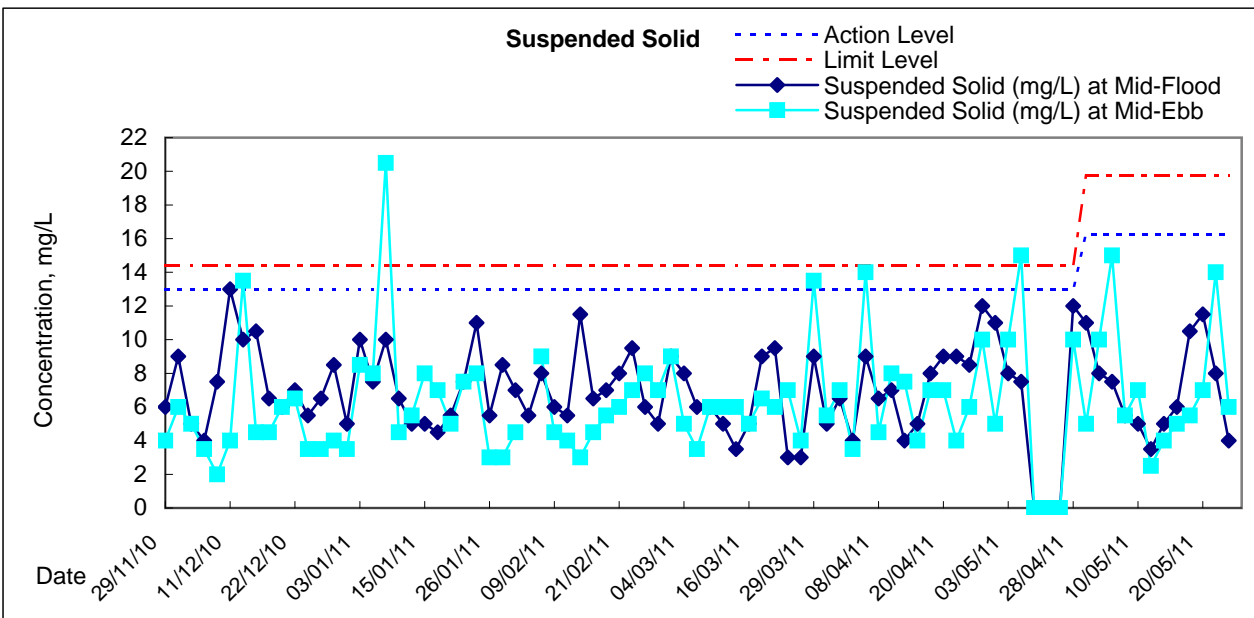
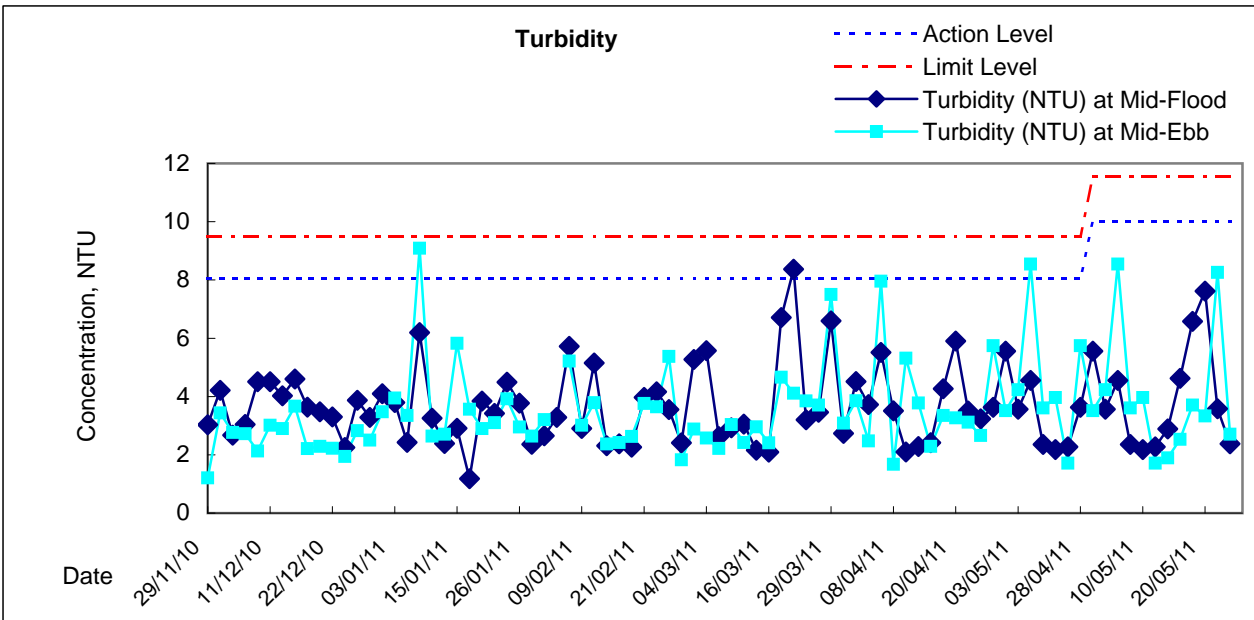
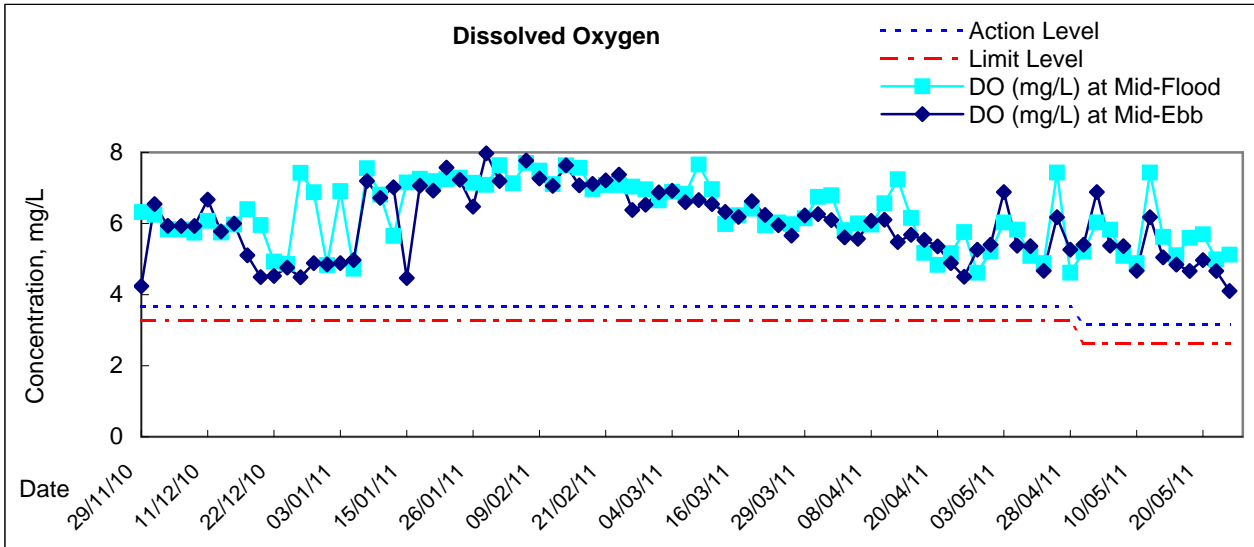
Remarks: AL-LL for the wet season are applied after the approval of Updated EM&A Manual on 29 April 2011.



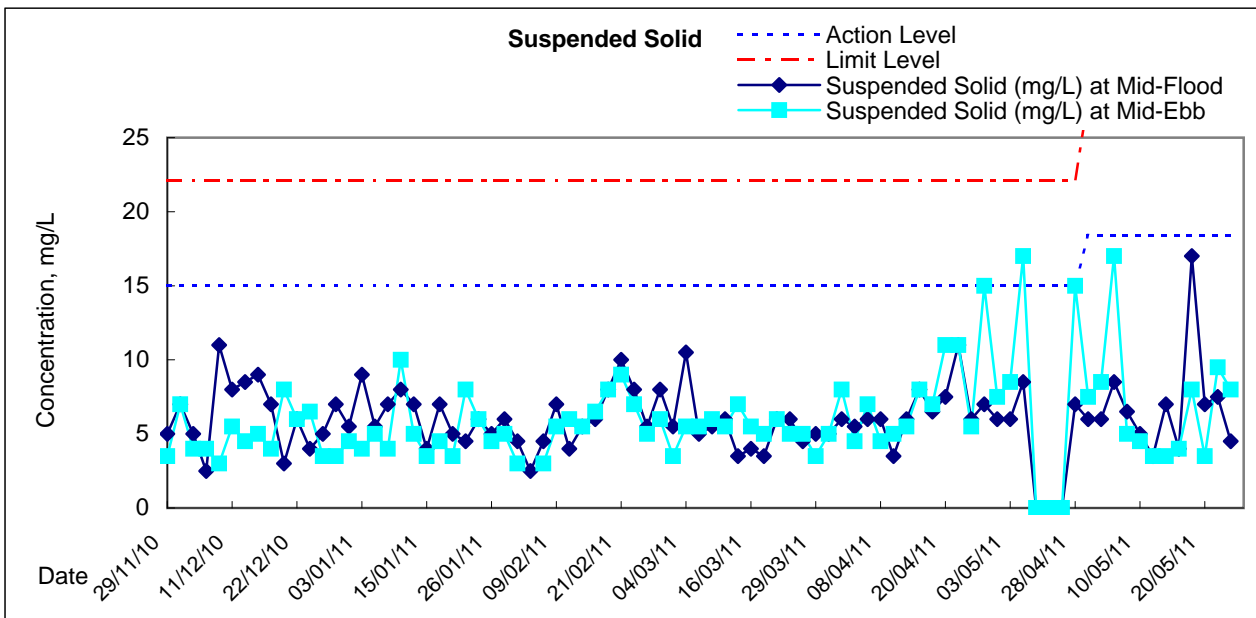
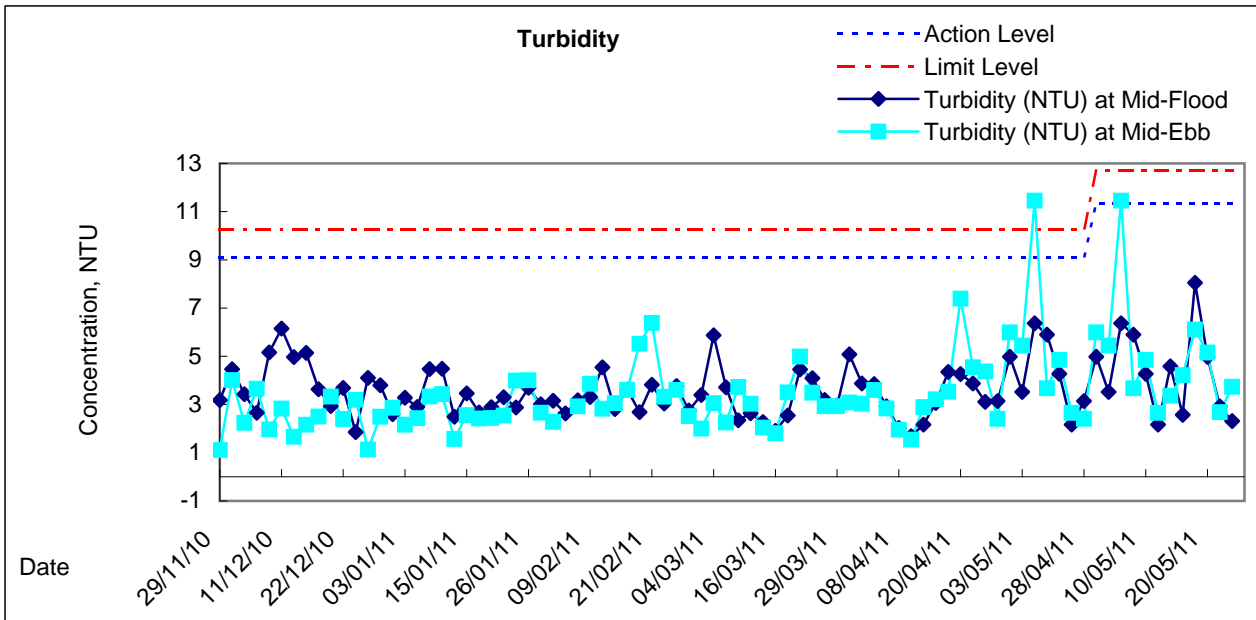
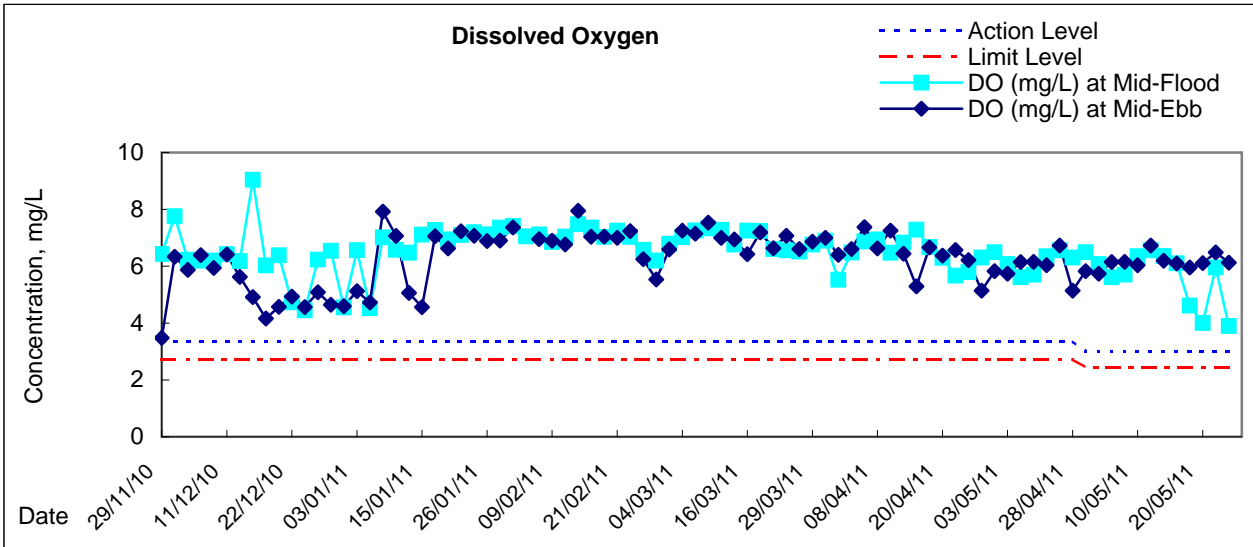
Remarks: AL-LL for the wet season are applied after the approval of Updated EM&A Manual on 29 April 2011.



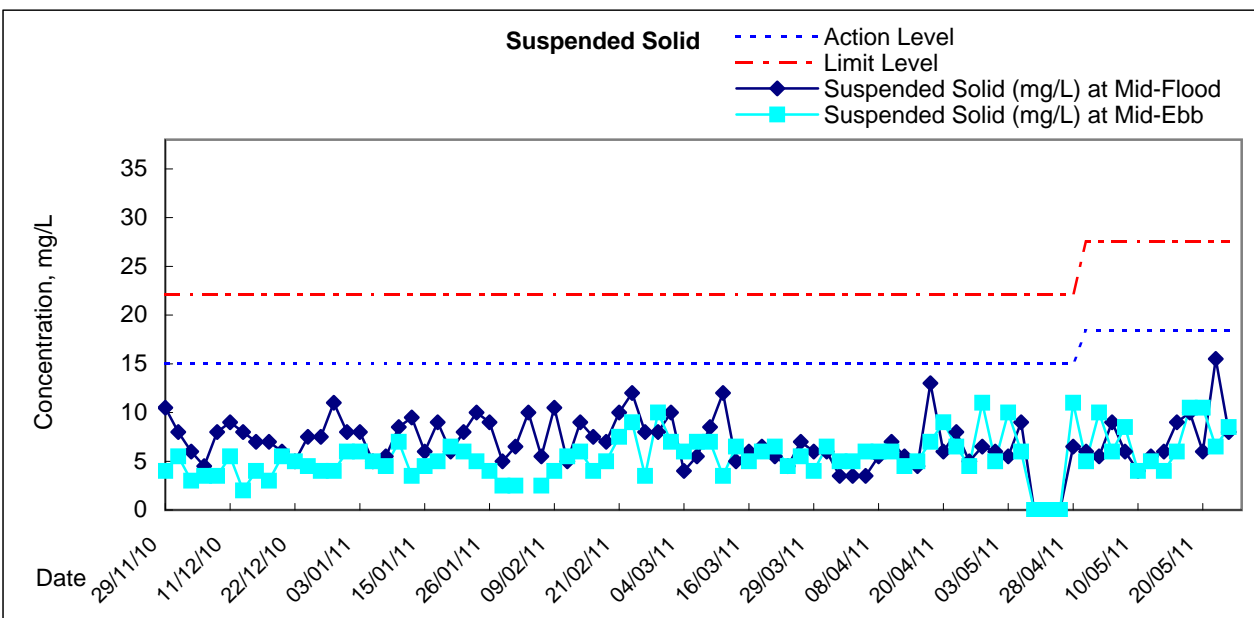
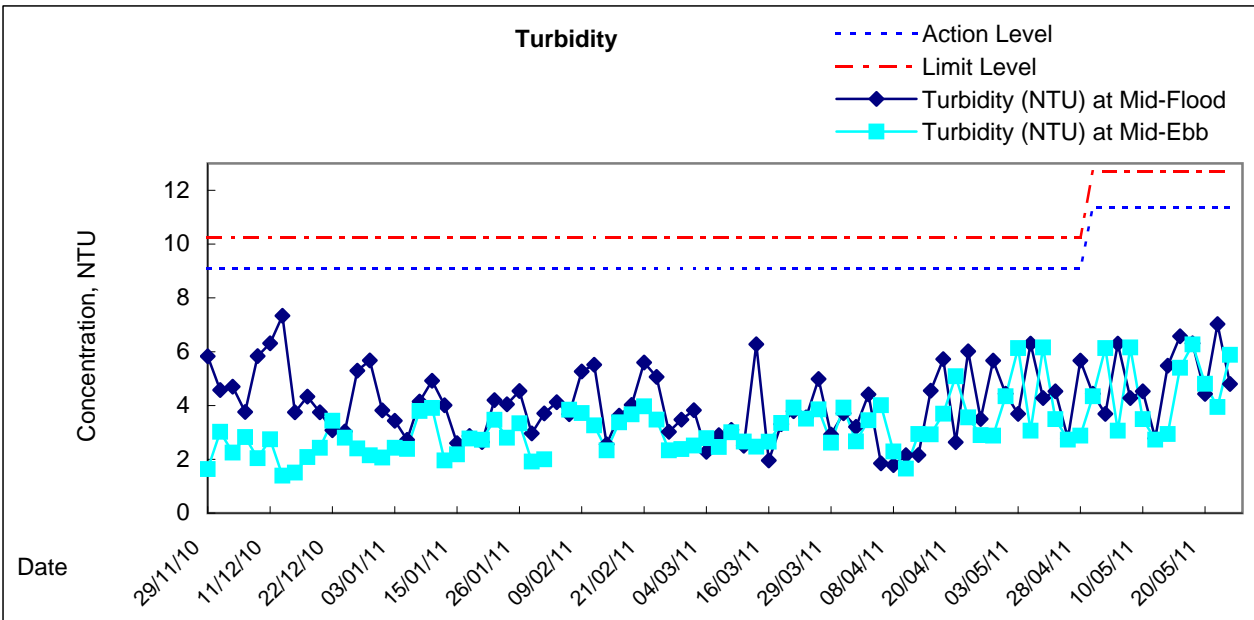
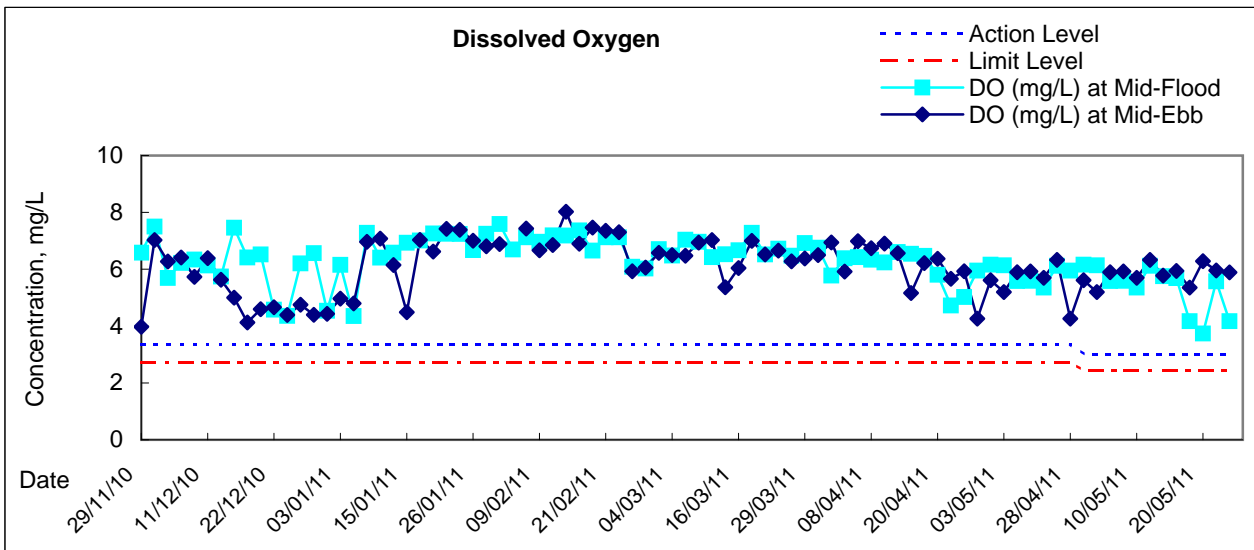
Remarks: AL-LL for the wet season are applied after the approval of Updated EM&A Manual on 29 April 2011.



Remarks: AL-LL for the wet season are applied after the approval of Updated EM&A Manual on 29 April 2011.



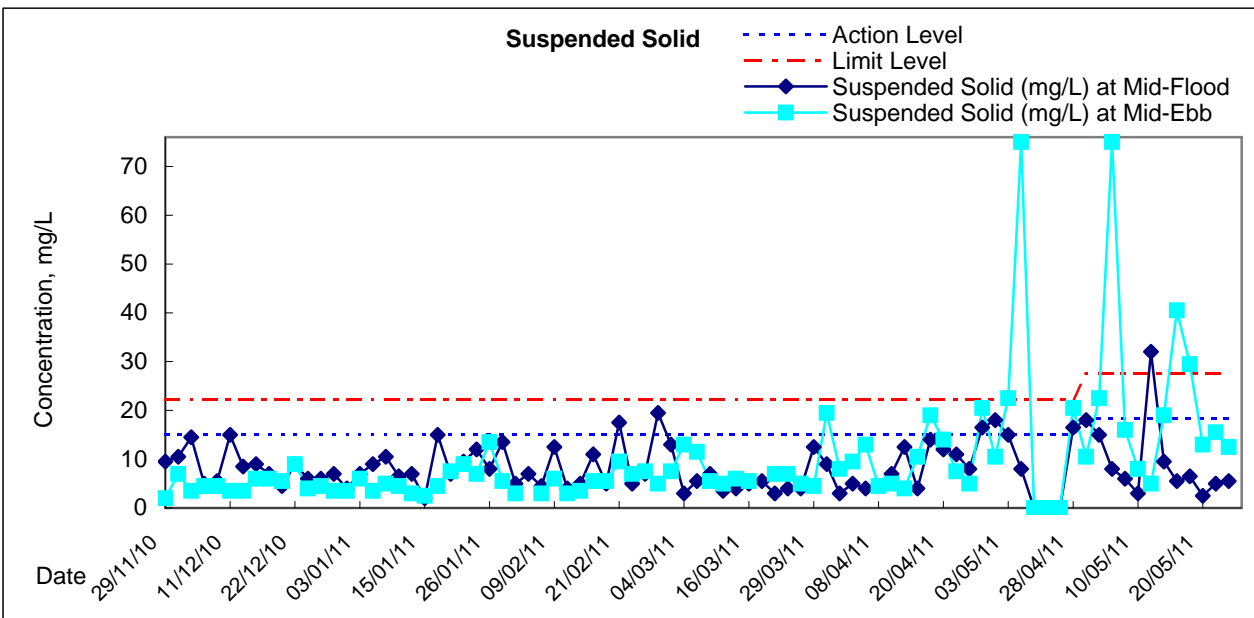
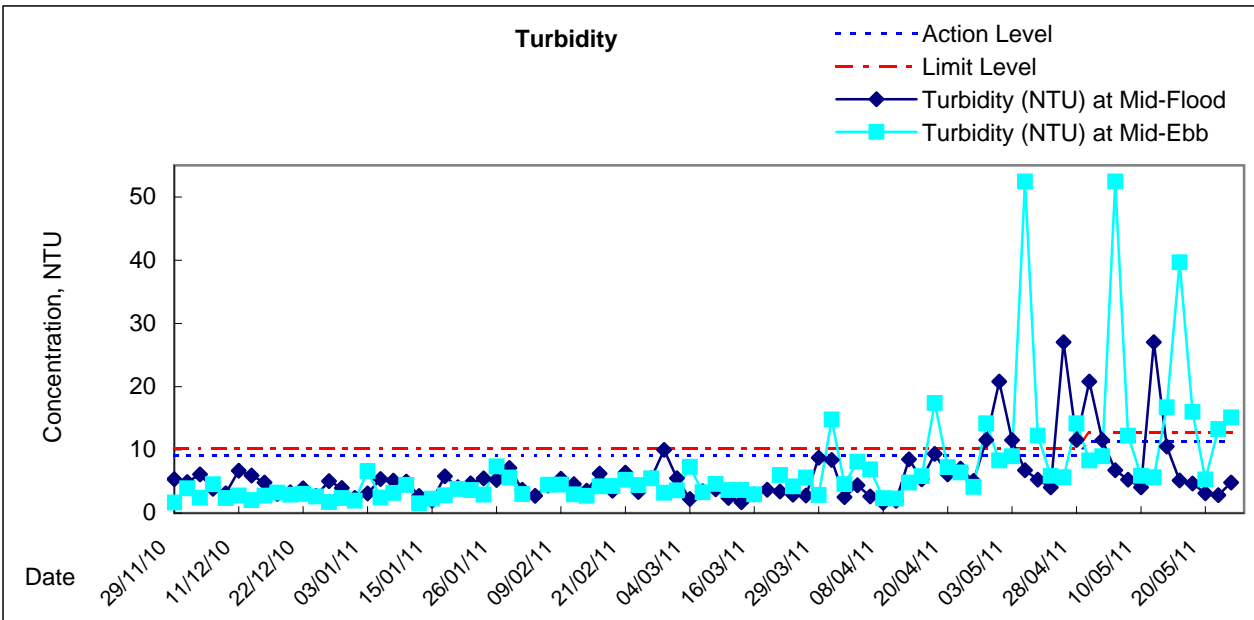
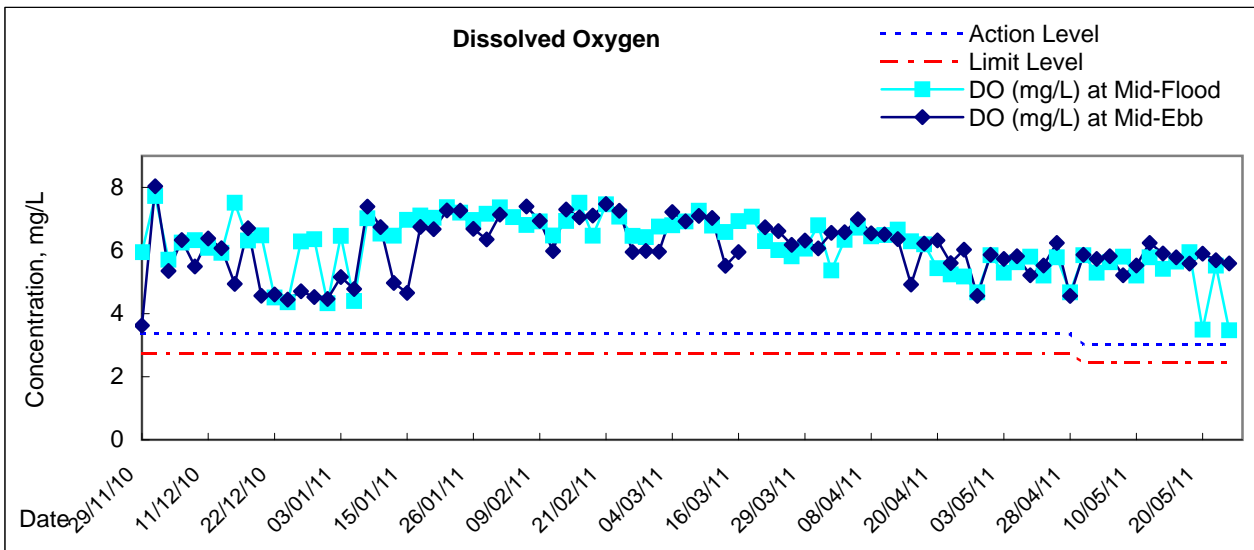
Remarks: AL-LL for the wet season are applied after the approval of Updated EM&A Manual on 29 April 2011.



Remarks: AL-LL for the wet season are applied after the approval of Updated EM&A Manual on 29 April 2011.



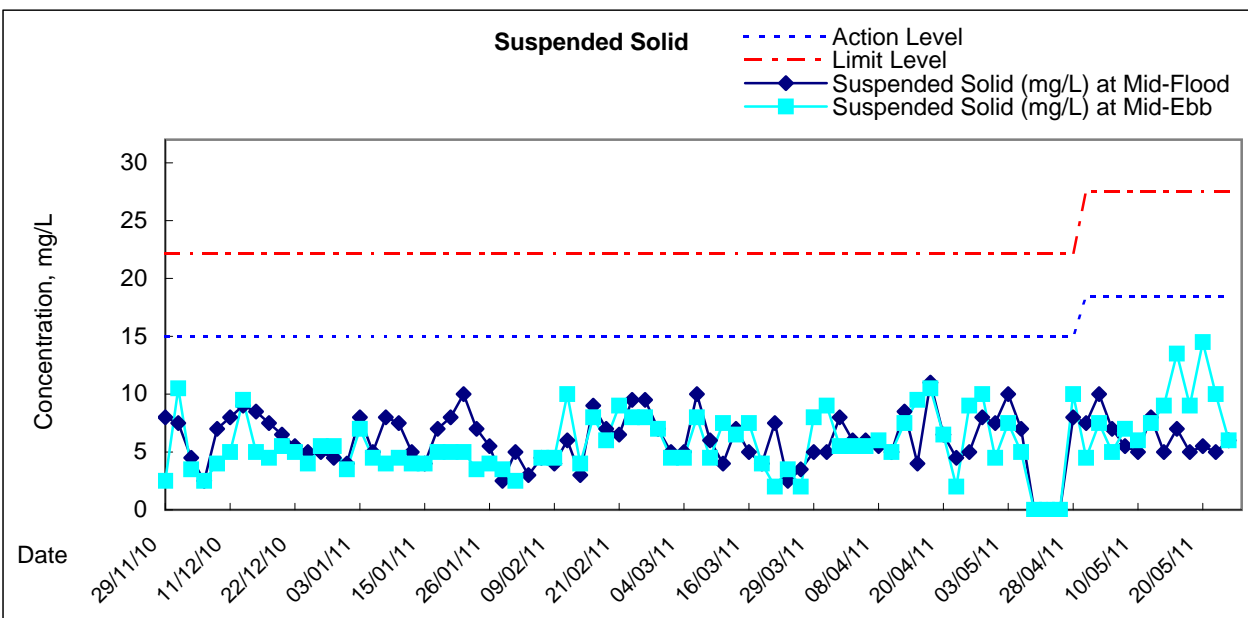
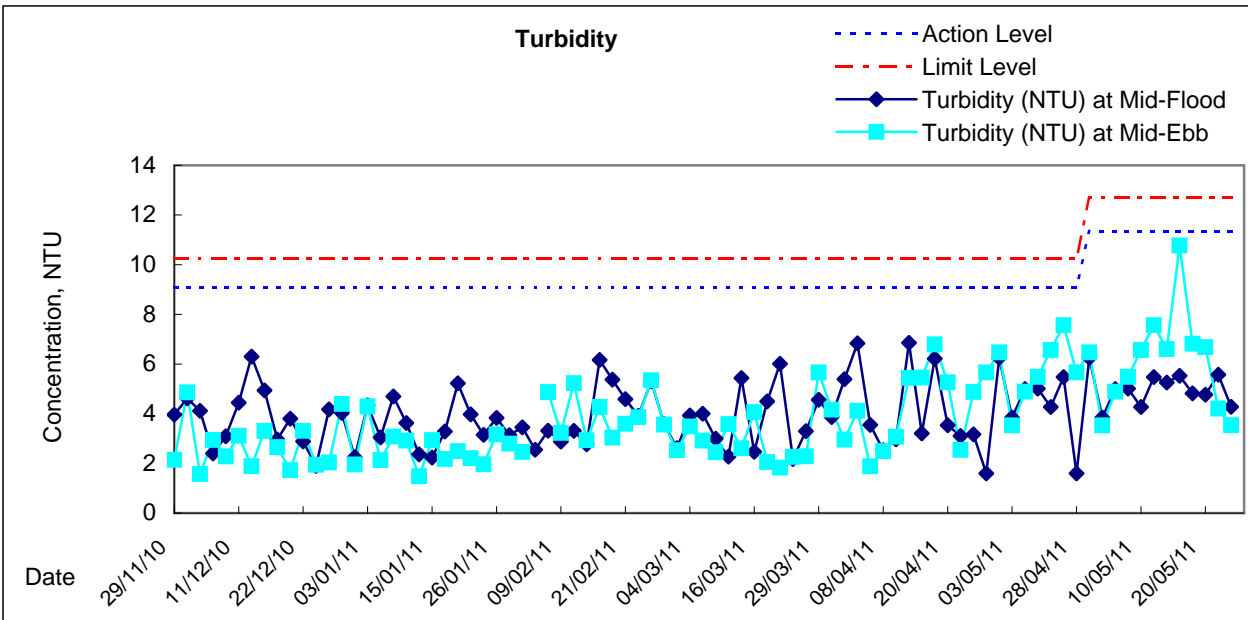
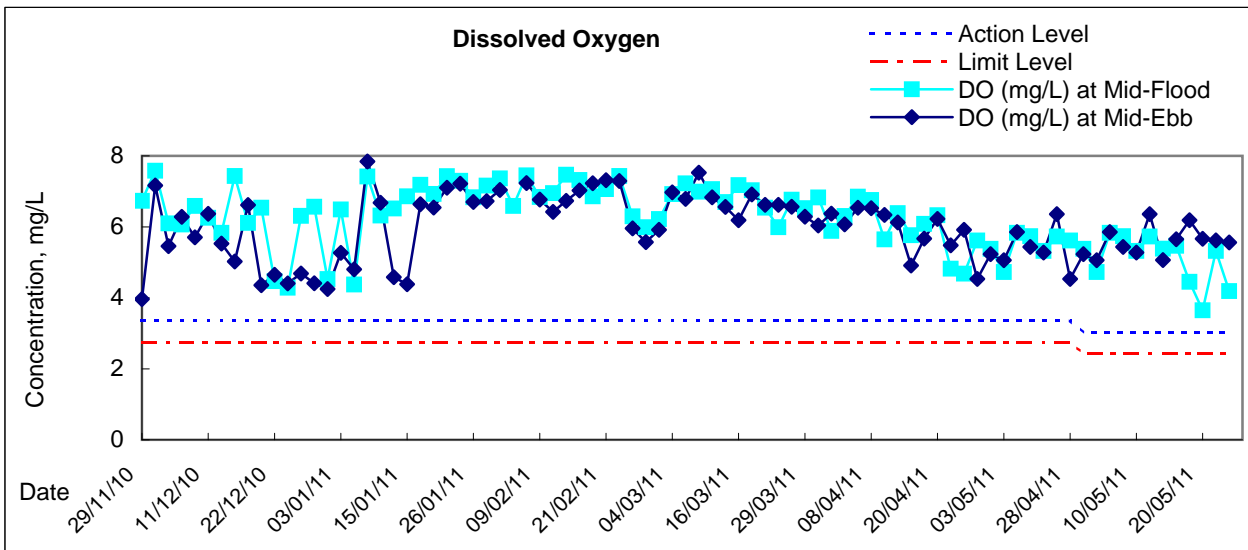
Graphic Presentation of Water Quality Result of C3 - WCT and GEC



Remarks: AL-LL for the wet season are applied after the approval of Updated EM&A Manual on 29 April 2011.



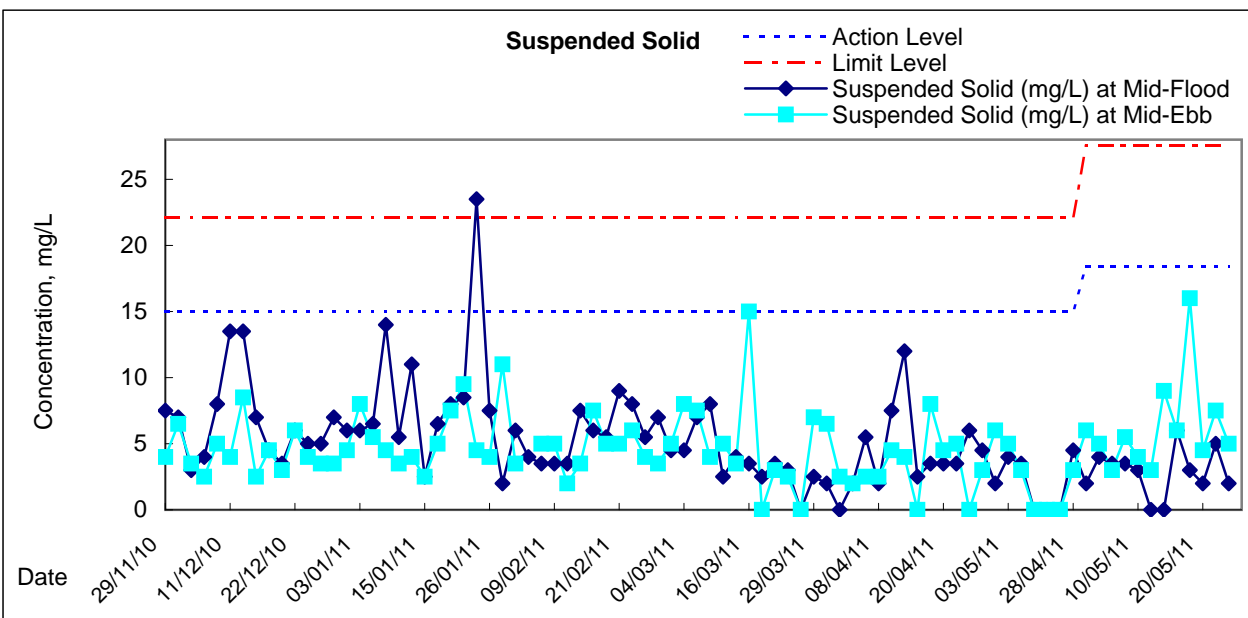
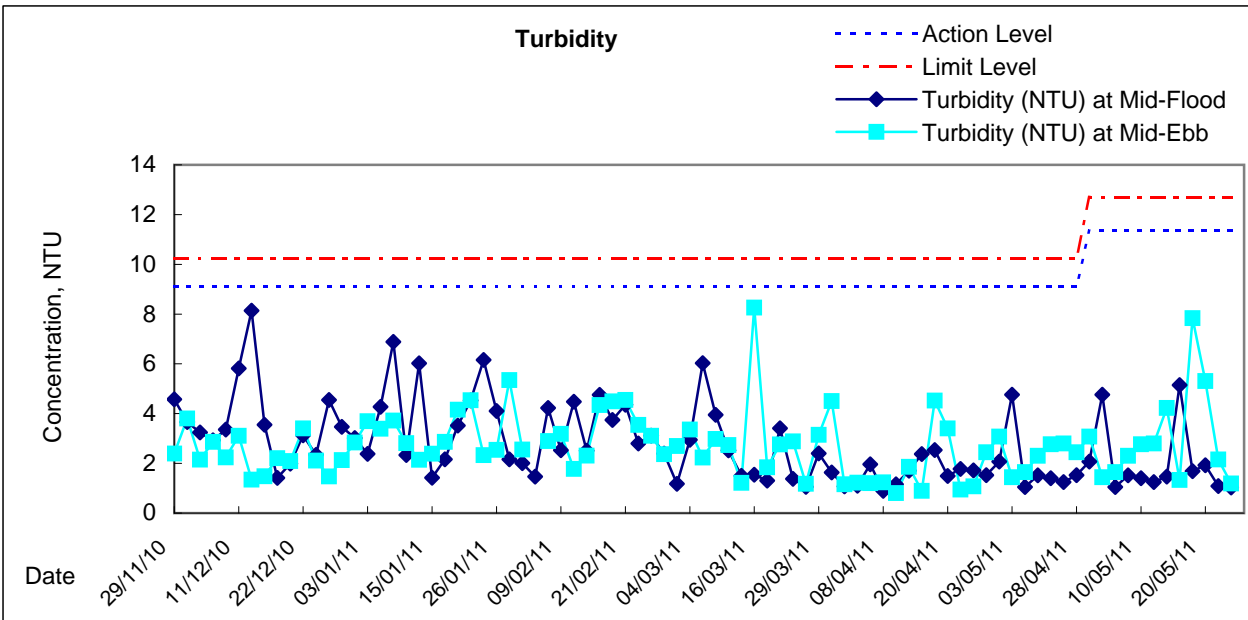
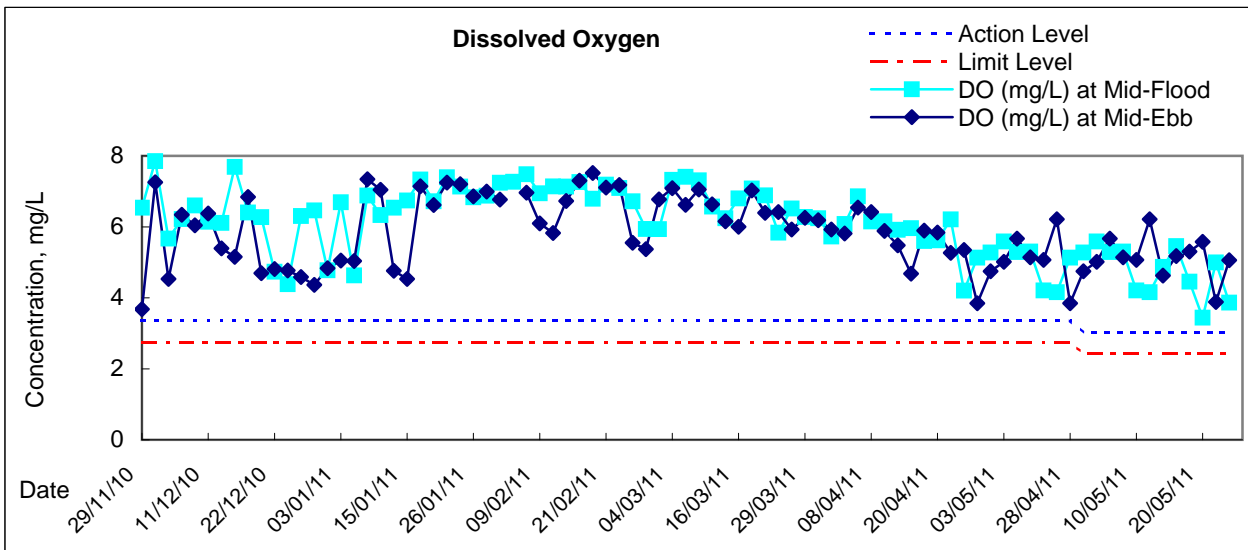
Graphic Presentation of Water Quality Result of C4e - WCT and GEC (Eastern)



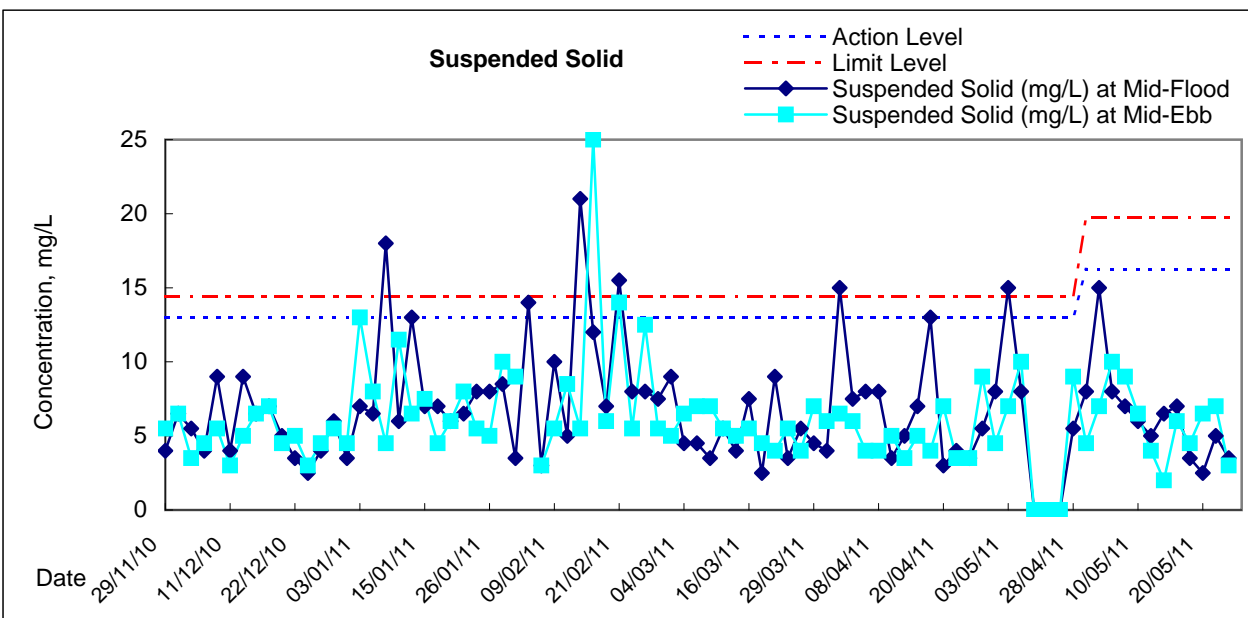
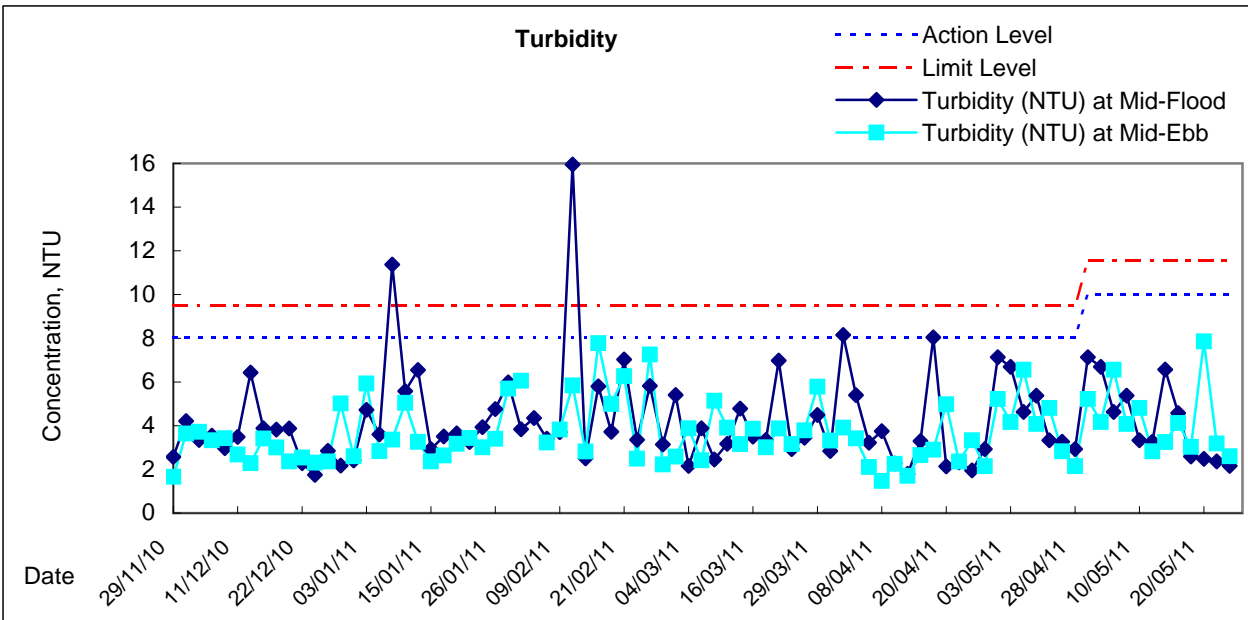
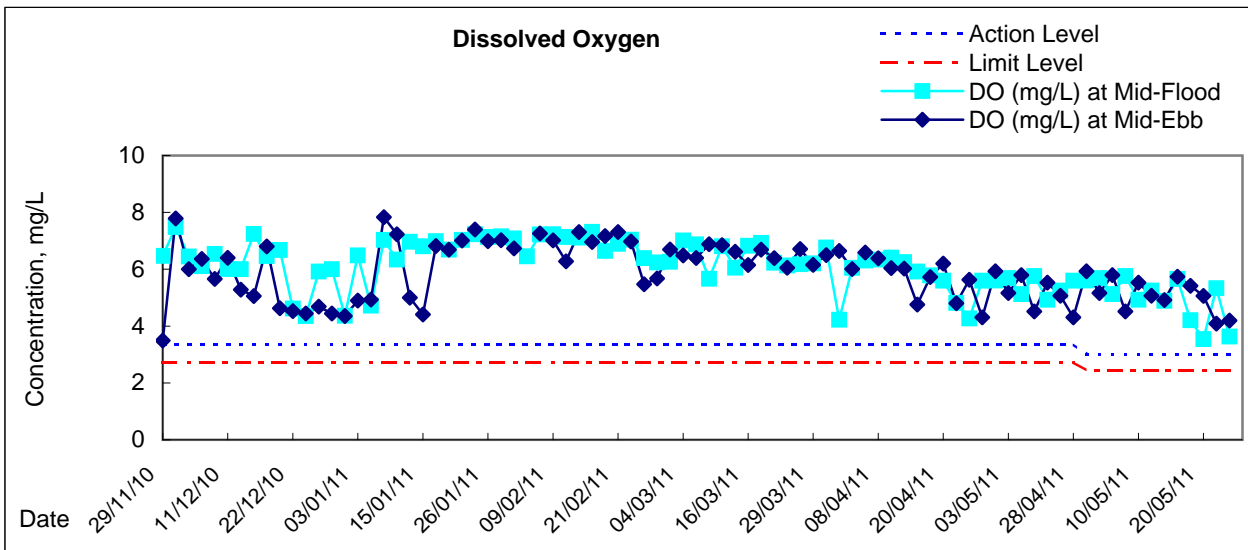
Remarks: AL-LL for the wet season are applied after the approval of Updated EM&A Manual on 29 April 2011.



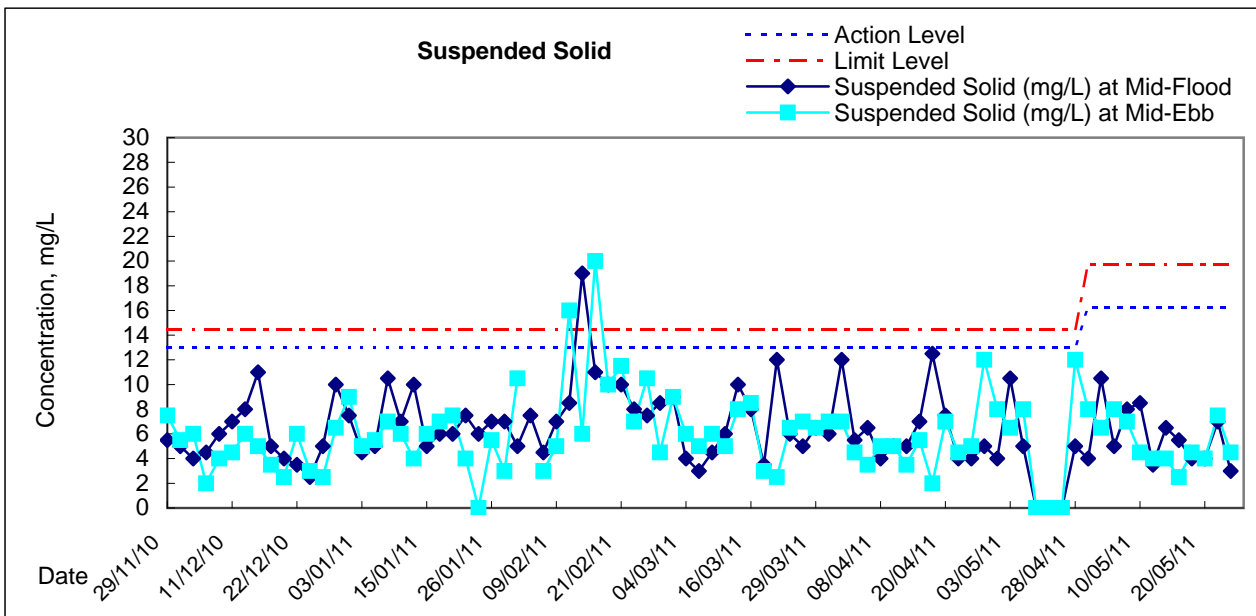
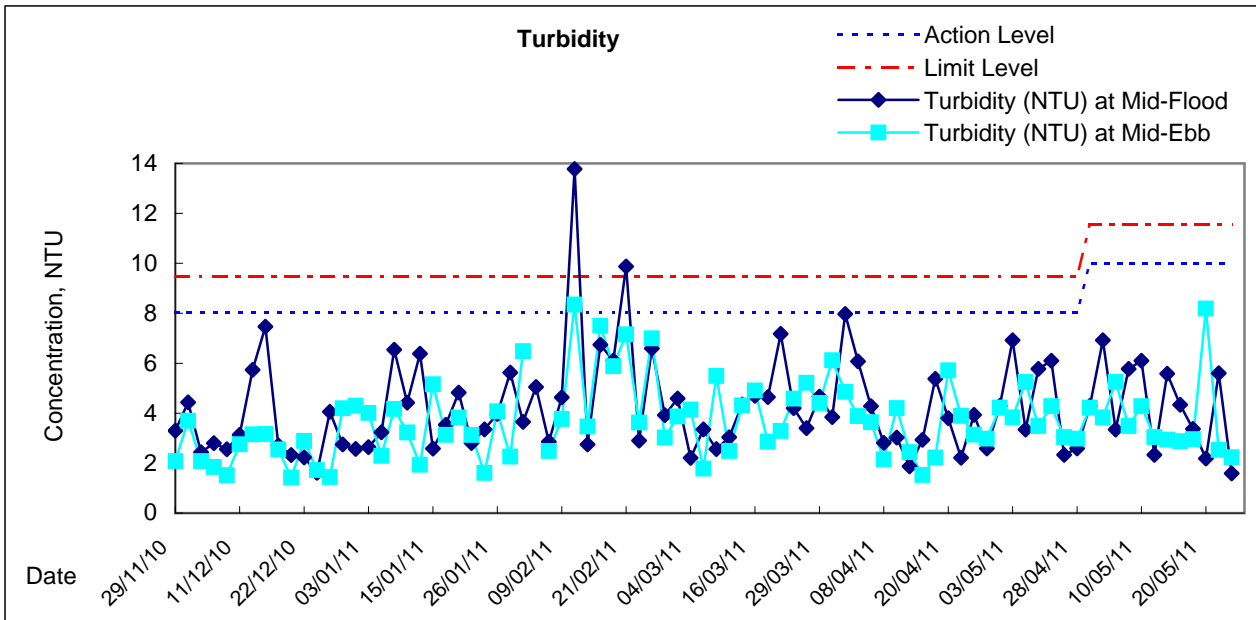
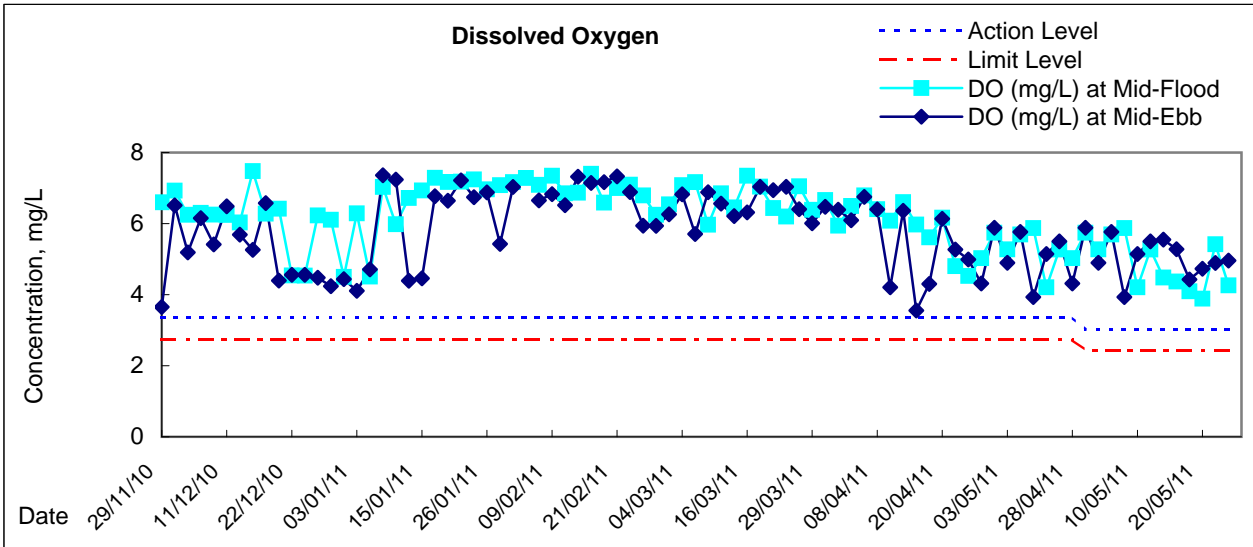
Graphic Presentation of Water Quality Result of C4w - WCT and GEC (Western)



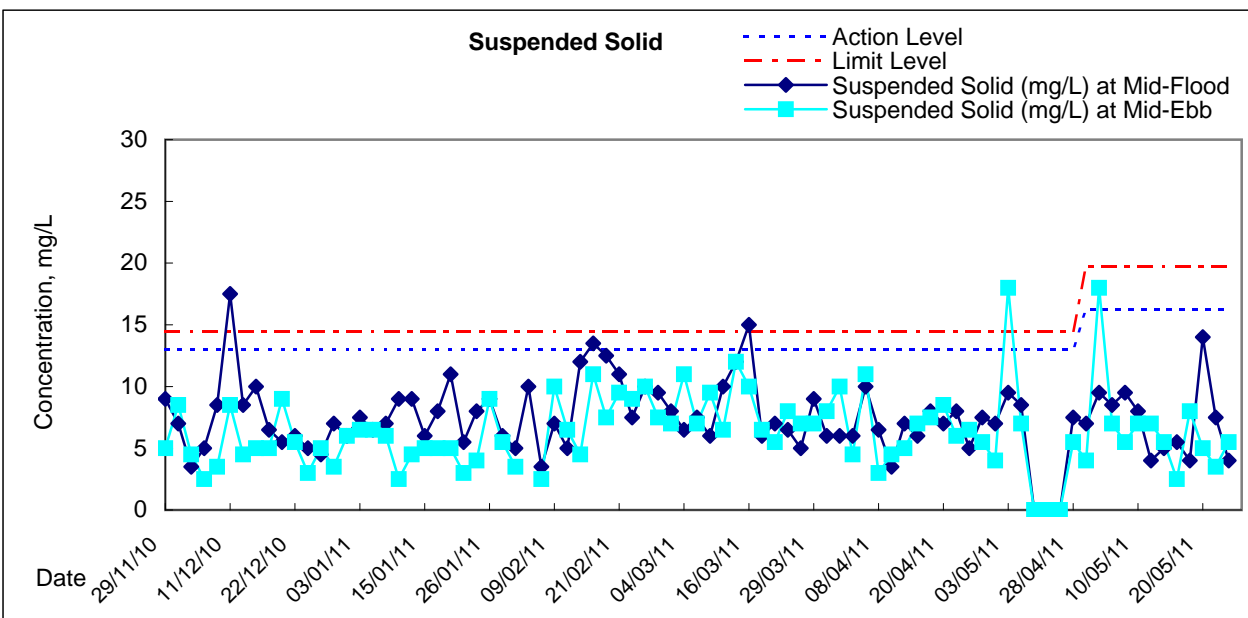
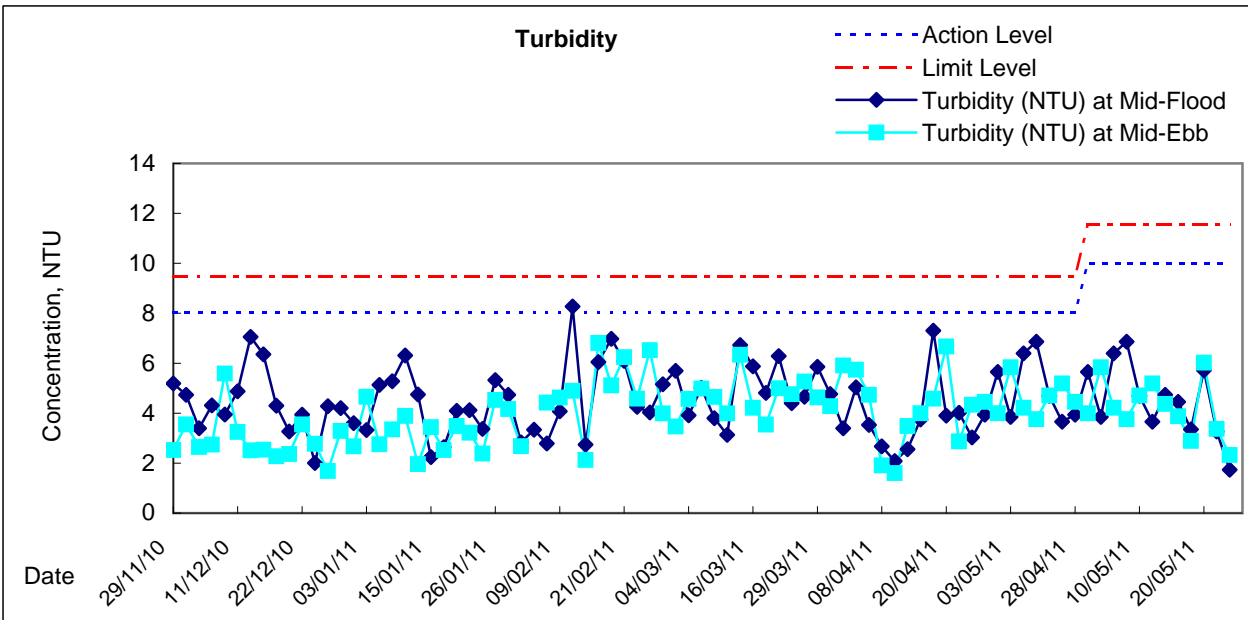
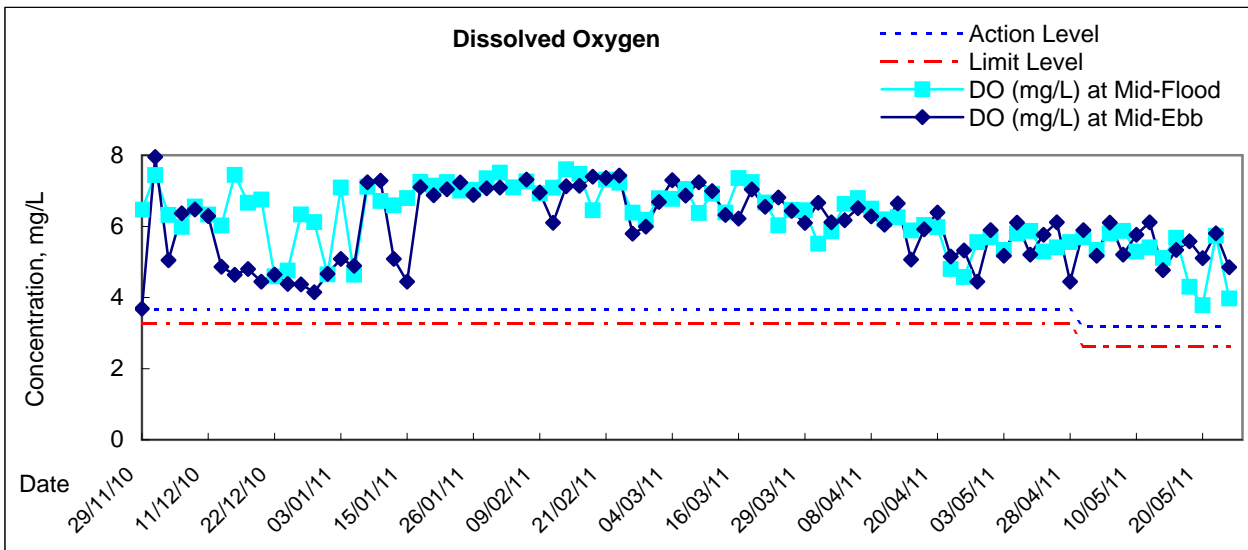
Remarks: AL-LL for the wet season are applied after the approval of Updated EM&A Manual on 29 April 2011.



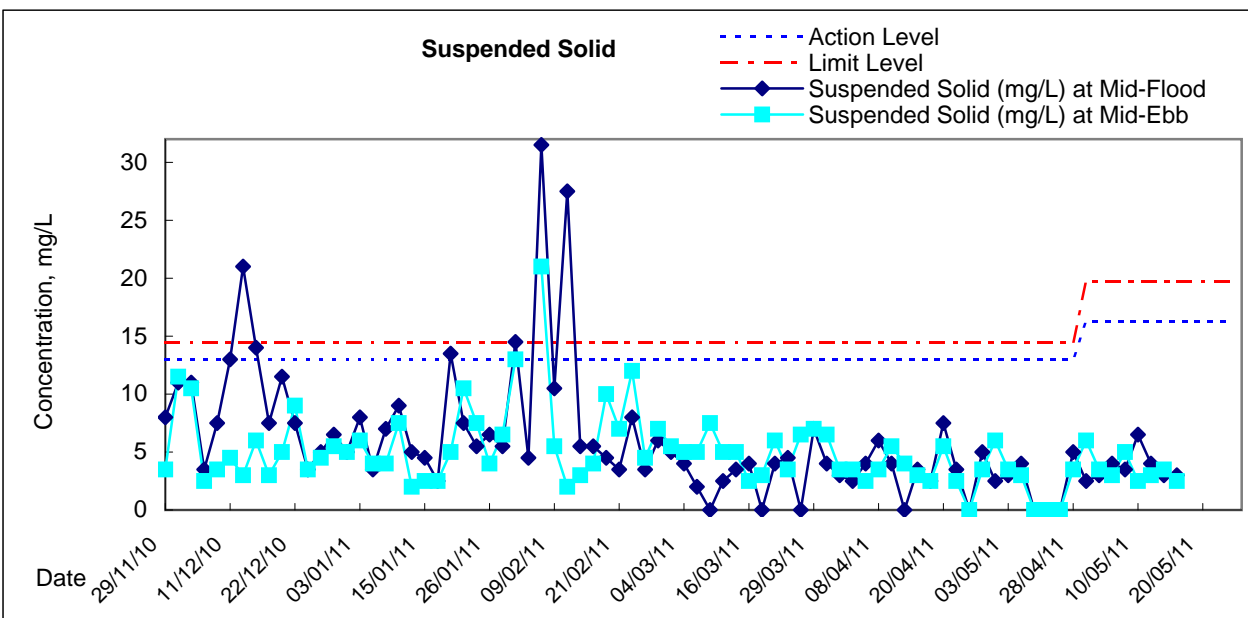
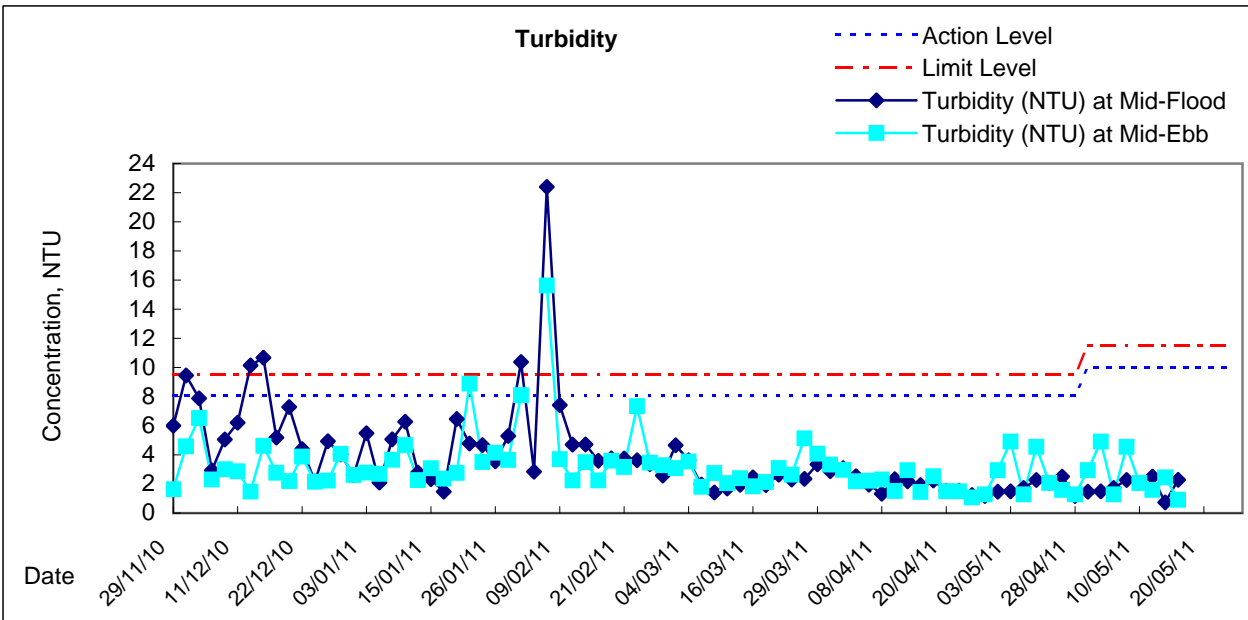
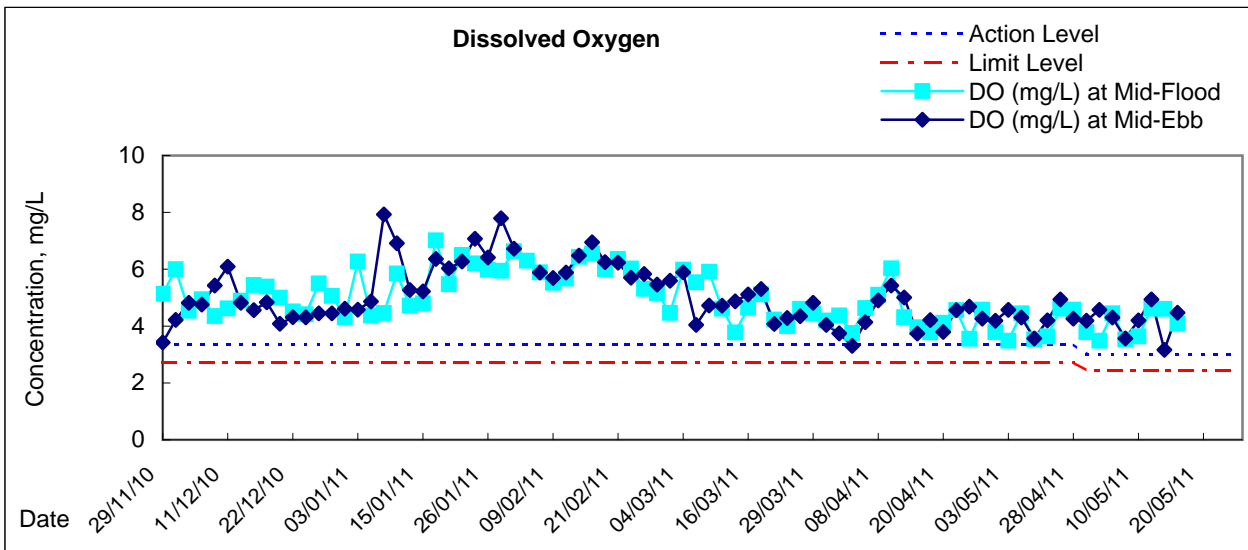
Remarks: AL-LL for the wet season are applied after the approval of Updated EM&A Manual on 29 April 2011.



Remarks: AL-LL for the wet season are applied after the approval of Updated EM&A Manual on 29 April 2011.



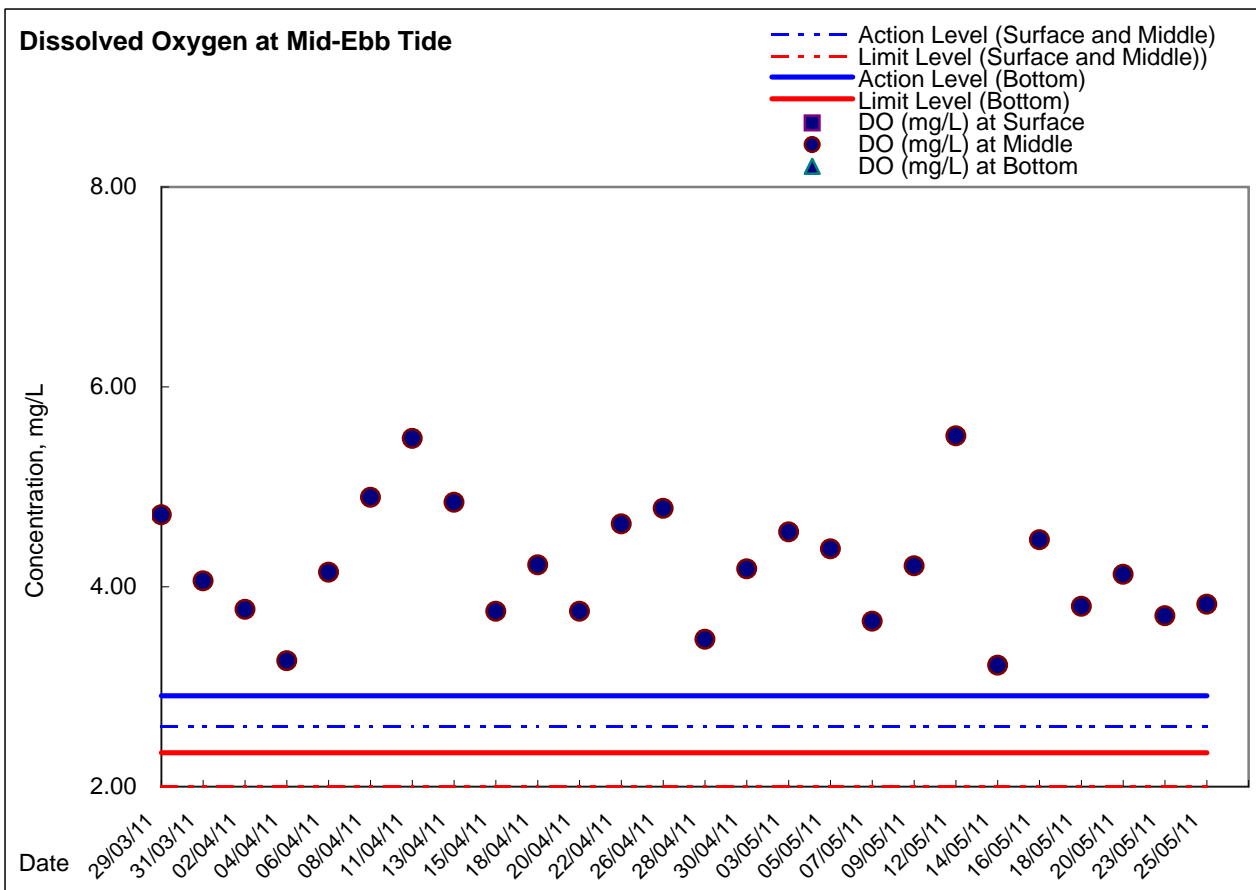
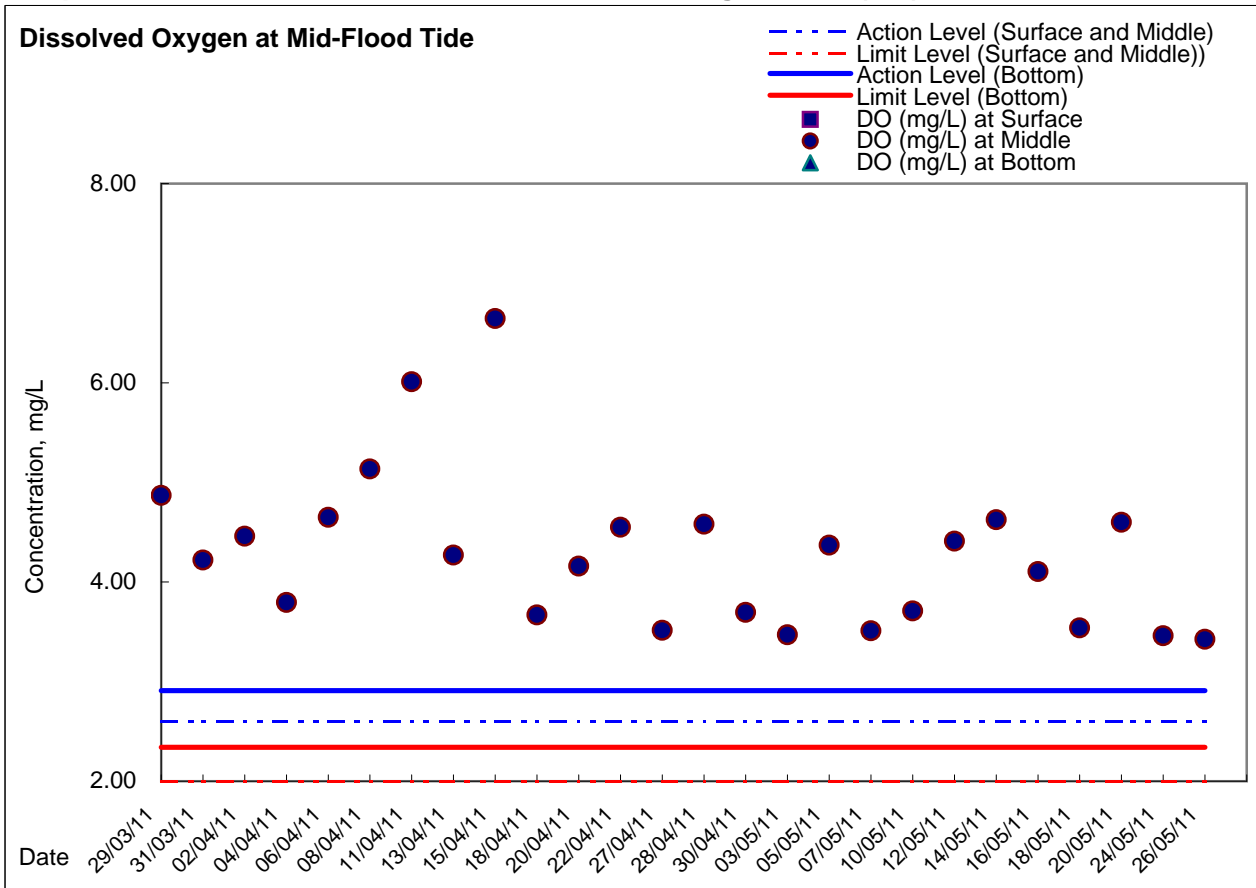
Remarks: AL-LL for the wet season are applied after the approval of Updated EM&A Manual on 29 April 2011.



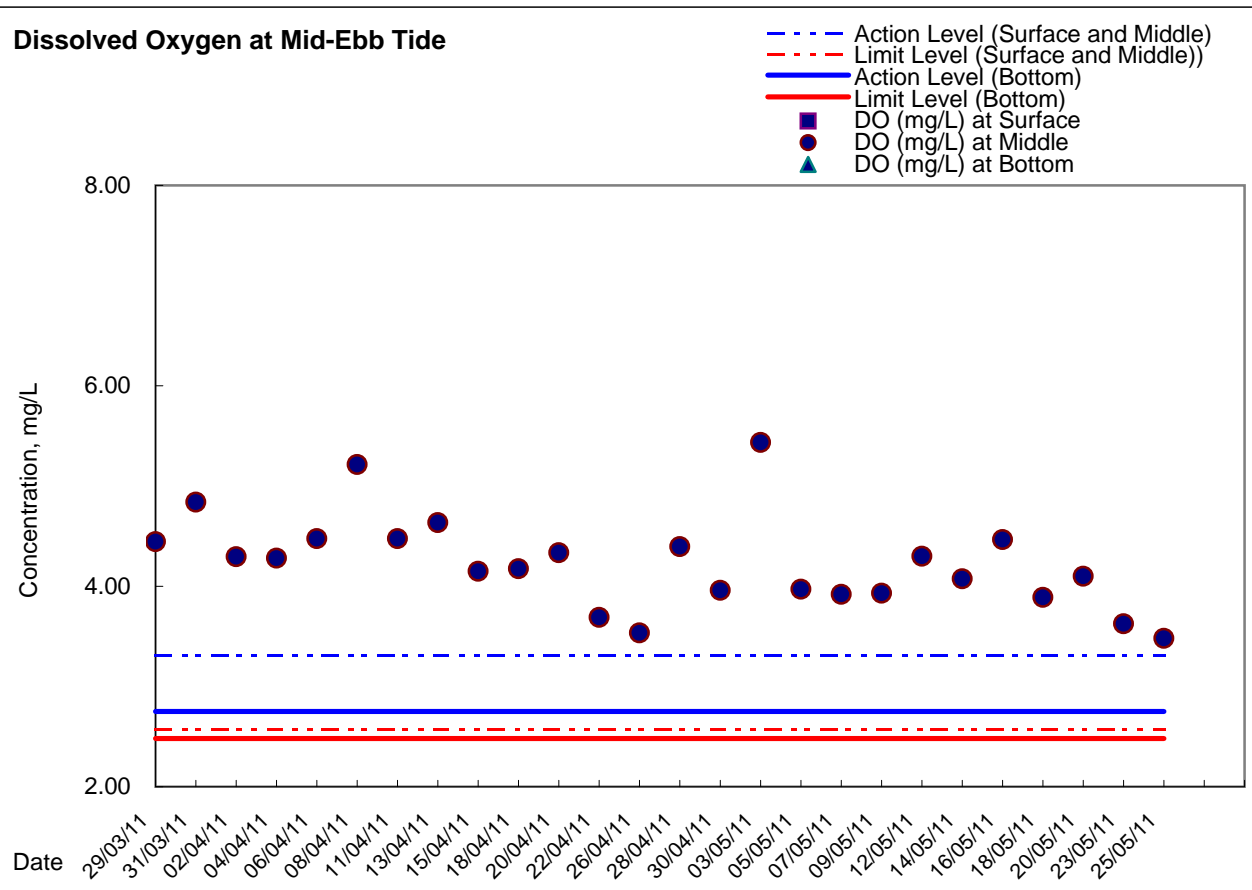
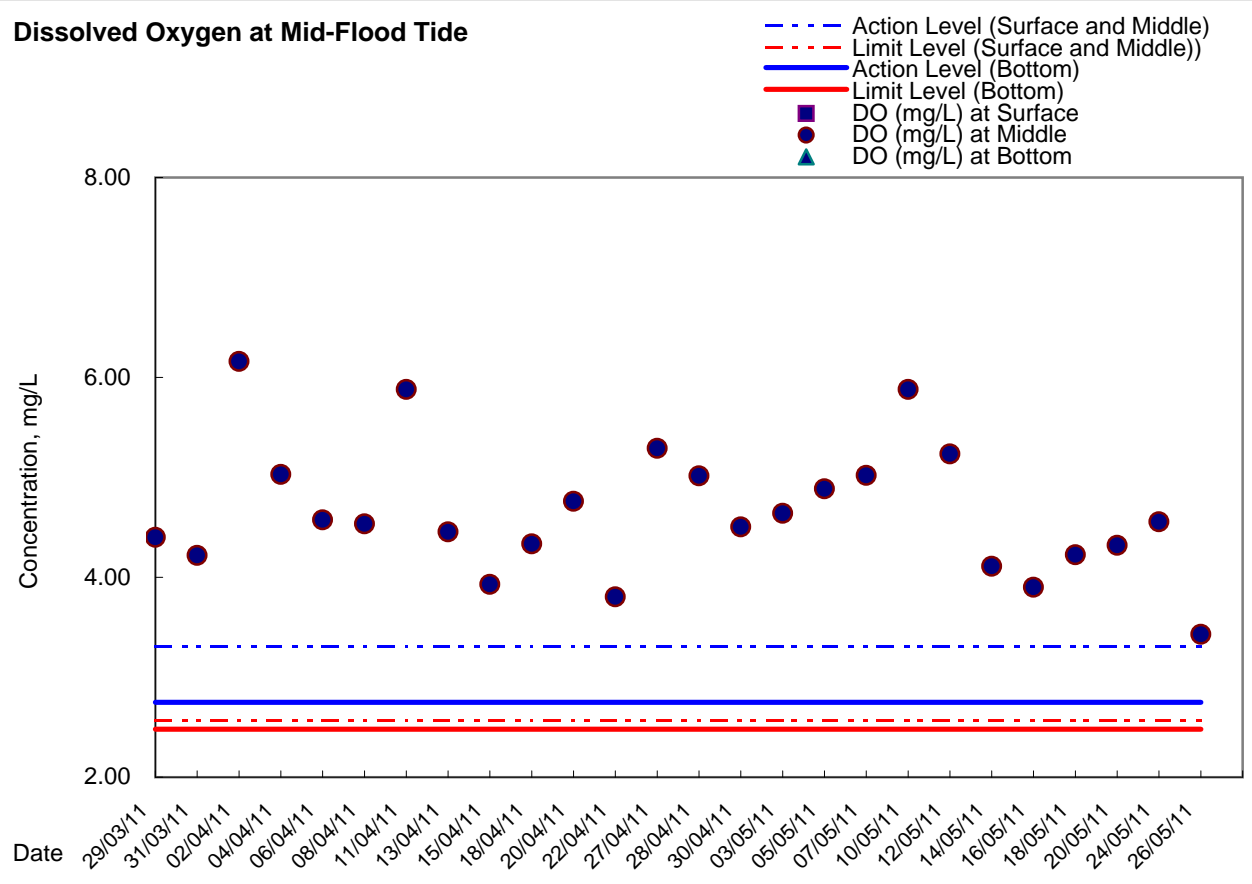
Remarks: AL-LL for the wet season are applied after the approval of Updated EM&A Manual on 29 April 2011.

The cessation of seawater intake operation for C6 was confirmed on 17 May 2011, the water monitoring at C6 was then terminated since 17 May 2011.

Graphic Presentation of Enhanced Water Monitoring Results (DO) at C6 - Excelsior Hotel

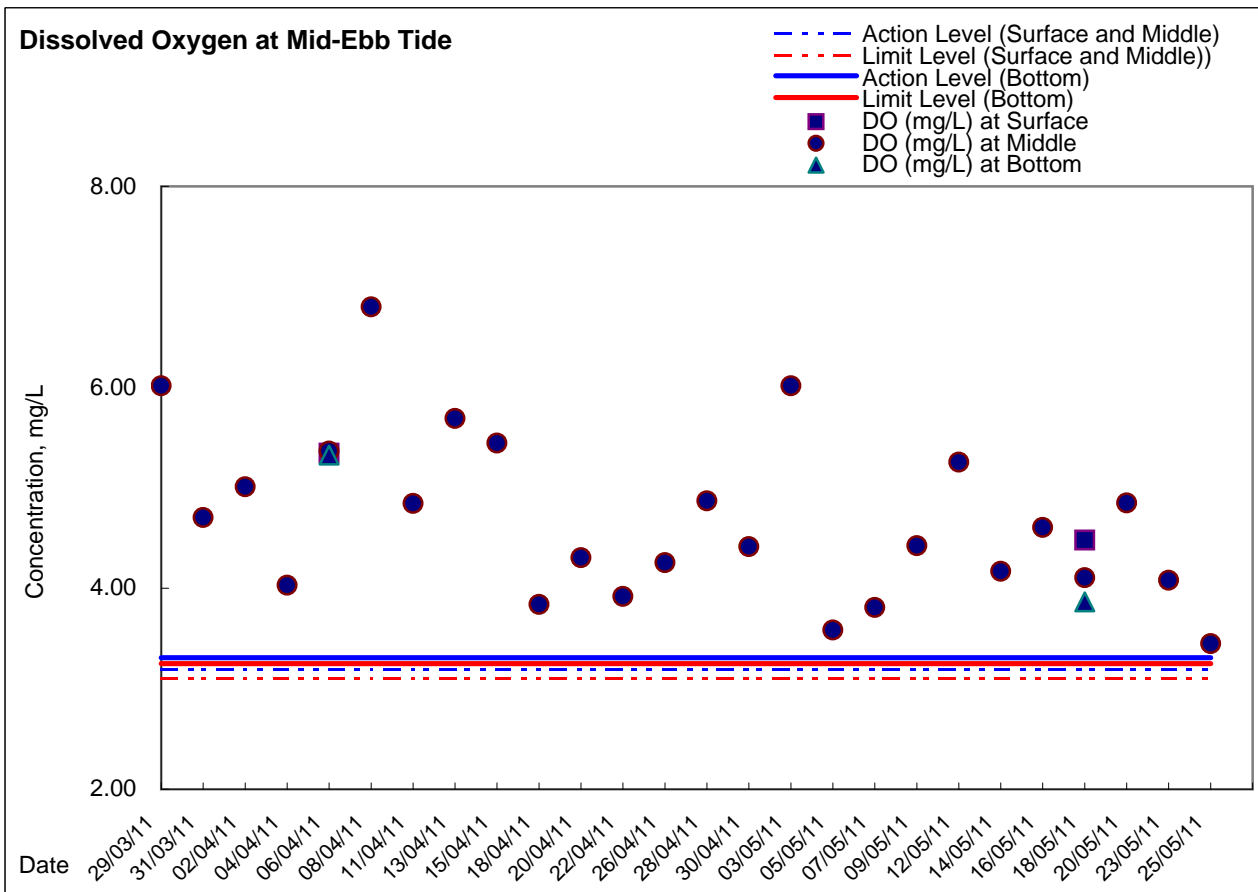
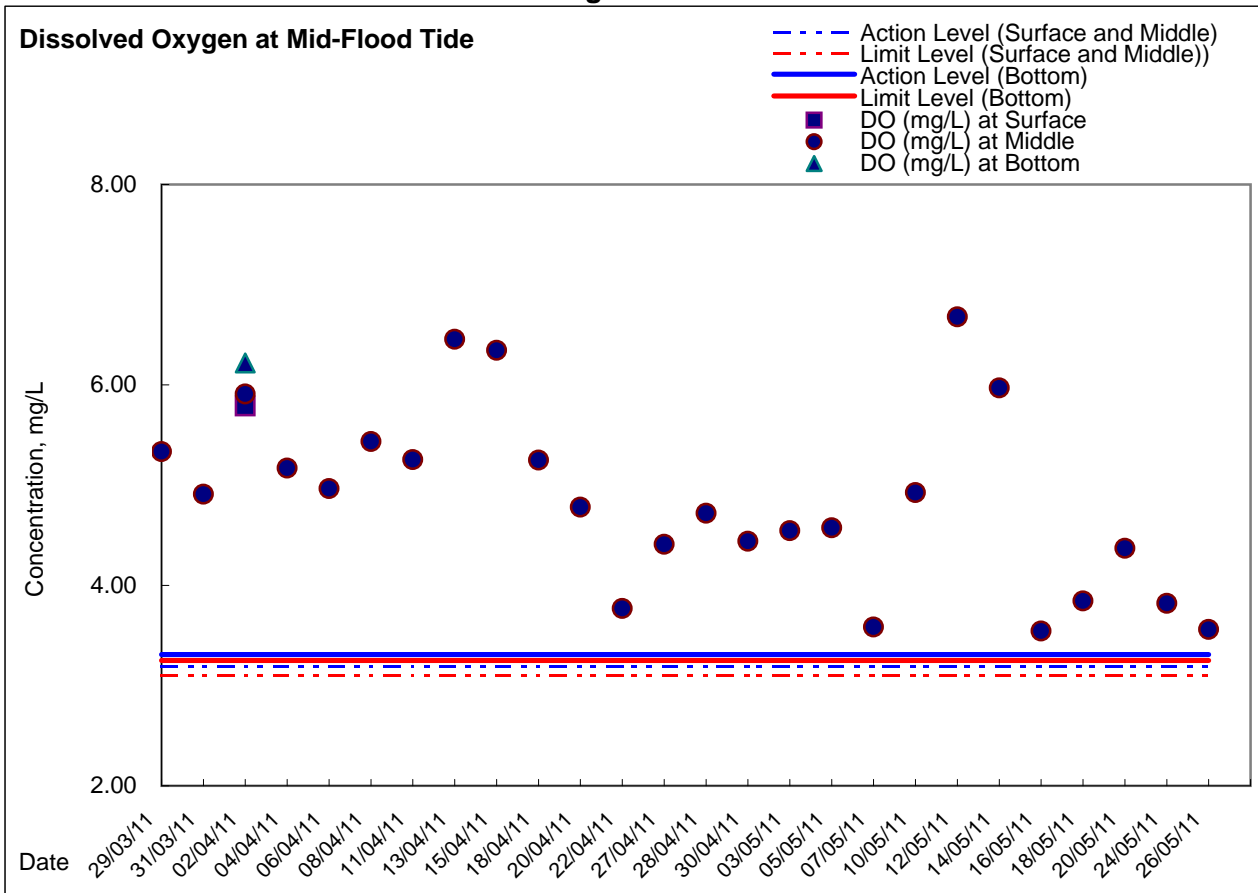


Graphic Presentation of Enhanced Water Monitoring Results (DO) at C7 - Windsor House





**Graphic Presentation of Enhanced Water Monitoring Results (DO) at Ex-WPCWA SW
- South-western corners of ex-Public Cargo Works Area**





Graphic Presentation of Enhanced Water Monitoring Results (DO) at Ex-WPCWA SE - South-eastern corners of ex-Public Cargo Works Area

